
600176



2024
627,880,225.71 , 2024 1,260,014,165.44
2024 4,003,136,728 10 2.40
2024 960,752,814.72
2024 12 31
6,136,664,459.75 2024



	CHINA JUSHI CO., LTD
	CJS

	318	318
	0573-88181888	0573-88181888
	0573-88181097	0573-88181097
	@ .	@ .

		669
		318
	314500	
	:// . . /	
	@ .	

	:// . . .

A			600176	

			166
		17-18	

()

()

	1-3	4-6	7-9	10-12
	3,382,461,403.67	4,356,519,236.22	3,893,178,063.54	4,223,608,294.56
	350,293,847.52	610,947,750.89	571,912,377.07	911,659,303.16
	168,205,778.28	460,146,068.25	528,062,022.02	631,813,611.54
	-191,382,726.93	418,431,780.24	844,635,537.42	960,628,169.78

	2024	2023	2022
	270,229,944.14	858,299,845.67	2,534,977,509.32
	94,313,809.50	258,529,259.64	228,576,777.33
	5,340,869.99	828,181.28	-138,485,259.75
	36,784,402.59	42,238,714.87	43,720,258.82
	13,178,778.44	8,264,183.49	
		179,411,541.13	
	-19,312,701.76		
	2,459,333.09	16,042,435.46	-25,239,744.48
	300,099,300.00		
	71,711,667.84		

3484818. 3.28 205,770,851.83 403,098,700.00
157.00 11,334,067.41 7,456,000.00

8
N A E

2024

300

2024

1

TP

2

1

233MW

10

500MW

2

1 0

125 P

64

2

3

AI



2024
71.90%

6,230.29

61.87%

(4).

5

()

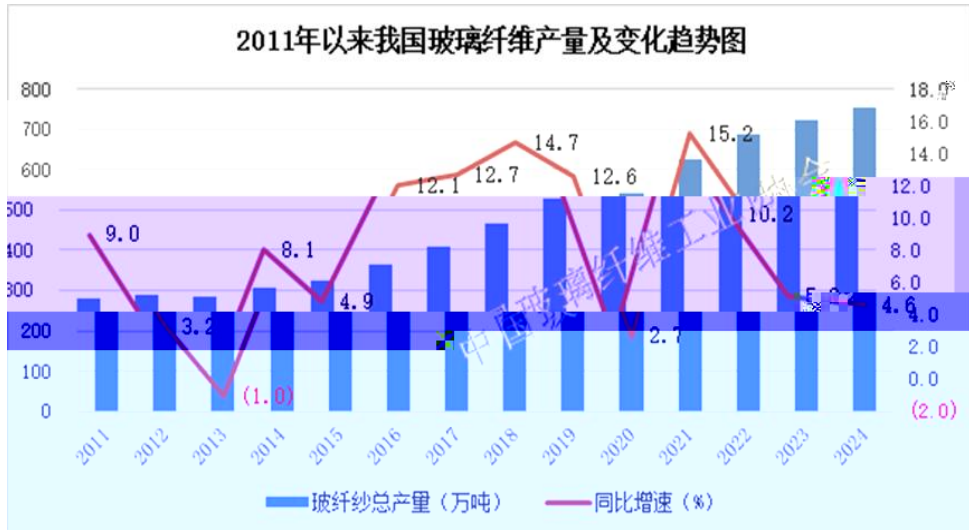
()

1

		%		%	%	
	0.00	0.00	3,822,655.98	0.01	-100.00	A
	102,525,486.73	0.19	71,625,559.63	0.14	43.14	B
	293,118,900.62	0.55	1,412,198,444.43	2.71	-79.24	C
	600,000,000.00	1.12	0.00	0.00		D
	579,578,063.81	1.09	369,925,089.13	0.71	56.67	E
	551,197,076.57	1.03	0.00	0.00		F
	34,276,099,034.23	64.21	31,858,734,497.72	61.18	7.59	G
	1,474,601,801.49	2.76	3,085,946,656.88	5.93	-52.22	H
	40,215,810.11	0.08	24,115,172.57	0.05	66.77	I
	173,499,606.58	0.33	104,479,615.21	0.20	66.06	J
	219,424,200.80	0.41	552,827,049.02	1.06	-60.31	K
	403,878,776.56	0.76	701,374,074.97	1.35	-42.42	L
	2,274,631,500.83	4.26	1,703,036,017.30	3.27	33.56	M
	3,096,201,821.50	5.80	1,186,948,080.27	2.28	160.85	N
	25,597,643.90	0.05	13,748,190.09	0.03	86.19	O
	103,539,055.15	0.19	0.00	0.00		P
	1,283,649,603.01	2.40	920,326,328.36	1.77	39.48	Q
	13,000,000.00	0.02	41,359,925.91	0.08	-68.57	R

A.

-
- B.
 - C.
 - D.
 - E.
 - F.
 - G.
 - H.
 - I.
 - J.
 - K.
 - L.
 - M.



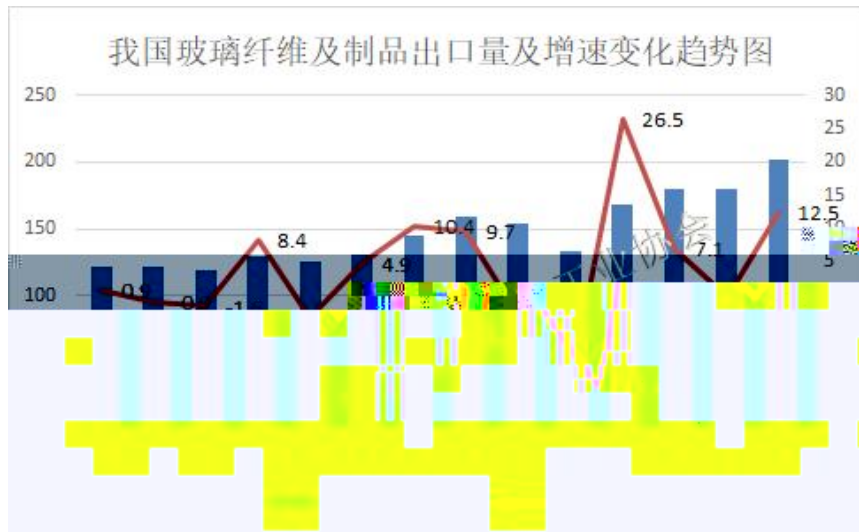
1 2011

2	1	2024	80.9
2.7%	2024	74.3	7.8%
		2.7%	
		12.3%	
		AI 5G	
2	2	2024	66.7
10.3%		42.1	
			2024
1-12		10.6%	10.5%
3	2024		278.5
74.6	87.0	168.4	309.8
		137.9	
2024		750	11.6%
		364	386
	10.3%	13.0%	
87GW	9.6%	2024	2024
	1316.8	38.7%	3156
			4.8%

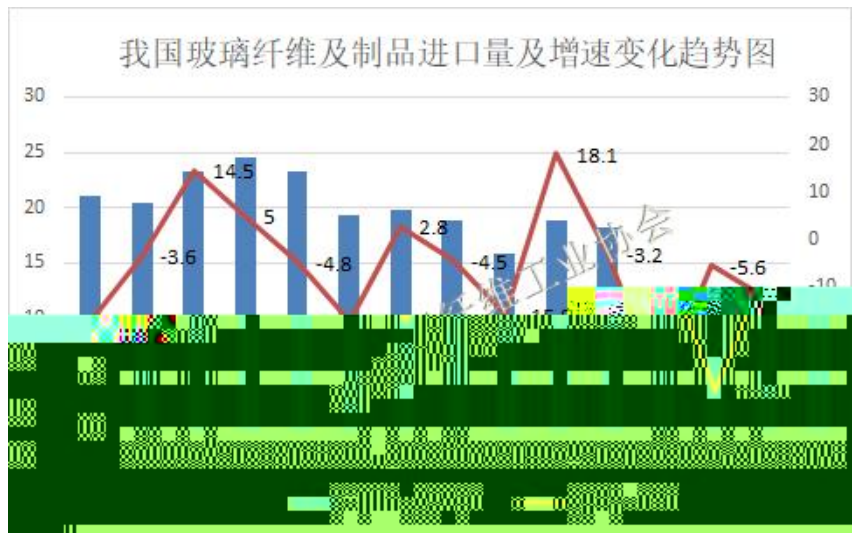


2 2011

2024 27.9 66.4 4.9% 8.5% 200 202.2 12.5% 2024



3 2011

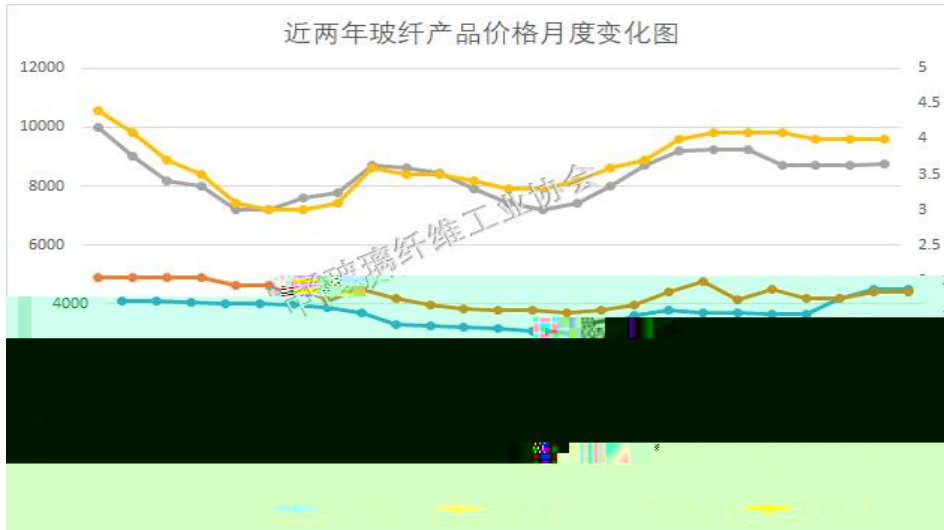


4 2011

2024
2024



5 2011



6

()

1

2

3

4

()

()

	100.00%	525,531.30	4,391,091.01	2,755,424.72	1,729,431.34	279,524.02	235,654.32
	70.00%	20,000.00	269,956.92	139,653.03	78,827.71	-2,796.36	-2,804.72
	100.00%	30,000.00	111,315.86	35,235.16	6,230.29	4,096.36	4,078.05
	20.01%	75,419.35	1,414,752.87	591,882.91	946,950.90	30,097.11	31,839.24

()

1
1

50%

2

3

2016 2024
756

8.53 2024

2
1

3

4

()

2025

()

1
1

15%

15%
15%



4

()

,

2022 12 16

2

()

ð

55	2022 8	9	2024 19	9					0
60	2025 24	1	2025 7	9					0
70	2022 8	9	2025 7	9	73,663	73,663	0		129.46
58	2022 8	9	2025 8	1					0
52	2024 10	4	2025 7	9					72.28
53	2025 24	1	2025 7	9					0
42	2022 8	9	2025 7	9	13,395,257	13,395,257	0		7.14
53	2024 27	12	2025 7	9					0
61	2022 8	9	2025 8	1					176.37
81	2022 8	9	2025 7	9					

				8	7								
			50	2022 8	9	2025 7	9				20		
			52	2022 8	9	2025 7	9				0		
			47	2022 8	9	2025 7	9				7.14		
			43	2024 25	4	2025 7	9				128.38		
			37	2022 8	9	2024 25	4				42.47		
			52	2022 8	9	2025 7	9				208.45		
			44	2022 8	9	2025 7	9				201.92		
			44	2022 8	9	2024 21	8				121.41		
			46	2024 18	3	2025 7	9				205.90		
	/	/	/	/	/	/	/	13,468,920	13,468,920	0	/	1,360.93	/

()

1

			1989-06	
			2020-12	
			2020-12	
			2022-12	2024-06
			2009-08	
			2005-06	2024-05
			2022-03	
			2016-03	2024-05
			2005-07	2023-02
			2022-12	2024-12
			2023-06	

2

			2022-07	2025-01
			2022-01	2024-07
			2021-10	2024-12
			2021-10	2024-12
			2017-12	
			2013-01	
			2016-04	2022-03
			2020-09	2024-09
			2017-05	2024-05
			2022-11	2024-05
			2023-08	2024-12
			2021-12	2024-09
			2016-03	2024-04
			2022-08	2024-09
			2022-05	
			2008-12	
			2021-11	
			2023-04	
			2020-03	

()

()

2024	2024 1 18	2024
2024	2024 3 5	2024
	2024 3 18	
2024	2024 3 19	2024
2024	2024 3 25	2024
	2024 4 25	
2024	2024 5 31	2024
2024	2024 6 28	2024
	2024 8 21	
2024	2024 8 22	2024
	2024 9 19	
	2024 10 24	
	2024 11 29	
2024	2024 11 29	2024
	2024 12 9	
2024	2024 12 26	2024
	2024 12 27	

()

		5	5	0	0	0	0
		10	10	1	0	0	1
		17	17	3	0	0	1
		17	17	3	0	0	2
		17	17	3	0	0	1
		12	12	3	0	0	2
		0	0	0	0	0	0
		1	1	0	0	0	0

		17	17	3	0	0		2
		17	17	3	0	0		2
		17	17	3	0	0		2
		17	17	3	0	0		2

	17
	14
	3
	0

()

()

()

ESG	

()

4

2024 3 18	2023 1 2023 2023 2 2023 3 2023 4 2023 5 2023 6 2023 7 2023 2024 8 2023 9 <		

	>	10 2023		
2024 4 25		11 2023	2024	
2024 8 21		2024	2024	
2024 10 24		2024		

()

5

2024 3 5				
2024 3 18				
2024 8 21				
2024 10 24				
2024 11 29				

()

1

2024 3 18	2023		

()

ESG

4

2024 1 18		ESG	
2024 8 21	ESG	ESG	
2024 8 22	1 < >	2 ESG	
2024 12 27	1 10 500MW 2	3 20 ESG	

()

()

	286
	13,182
	13,468
	0
	10,765
	115
	1,713
	73
	802
	13,468
	140
	1,814
	2,013
	9,501
	13,468

()

16
2024
15 1 7 3
2020

()

2024 25 44.79 2024 4402
100% 4
200 8
2024 637 2

05

()

	7,899.77
--	----------

()

20%

30%

2024 -2026

2024 -2026
35% 40% 45%

()

%

()

(1)	4, 147, 249, 650. 21
(2)	0. 00
(3)=(1)+(2)	4, 147, 249, 650. 21
(4)	4, 033, 090, 382. 54
% (5)=(3)/(4)	102. 83
	2, 444, 813, 278. 64
	1, 260, 014, 165. 44

()

	:// . . . /

()

()

()

2024 12 31

2024

:// . . .

1

2

2017 12

3

2017 12

3

2020

A

A

2020 12 15
2020 12

2

A

2

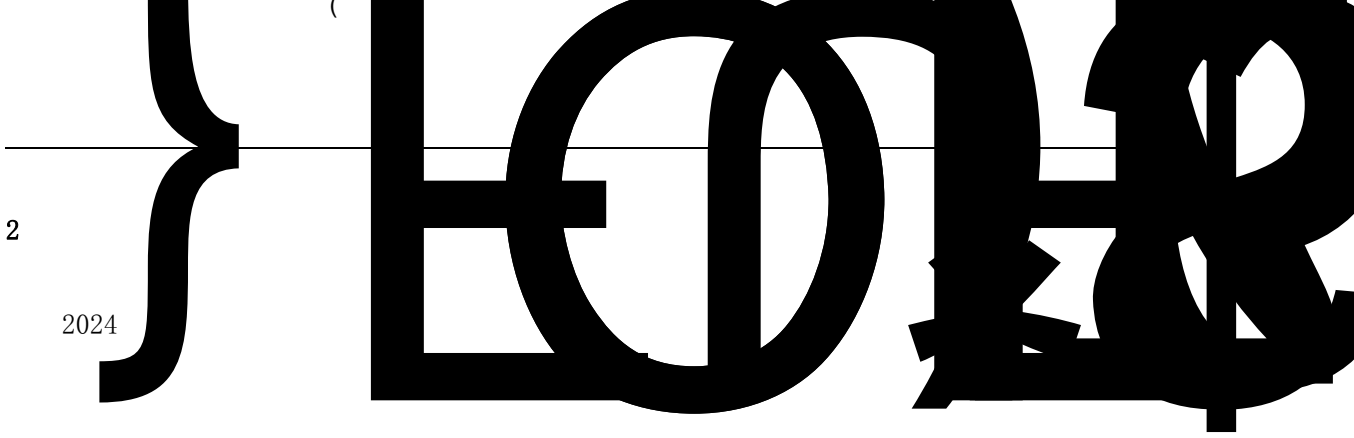
2022 12 16
2022-062 ,
2

2023

A

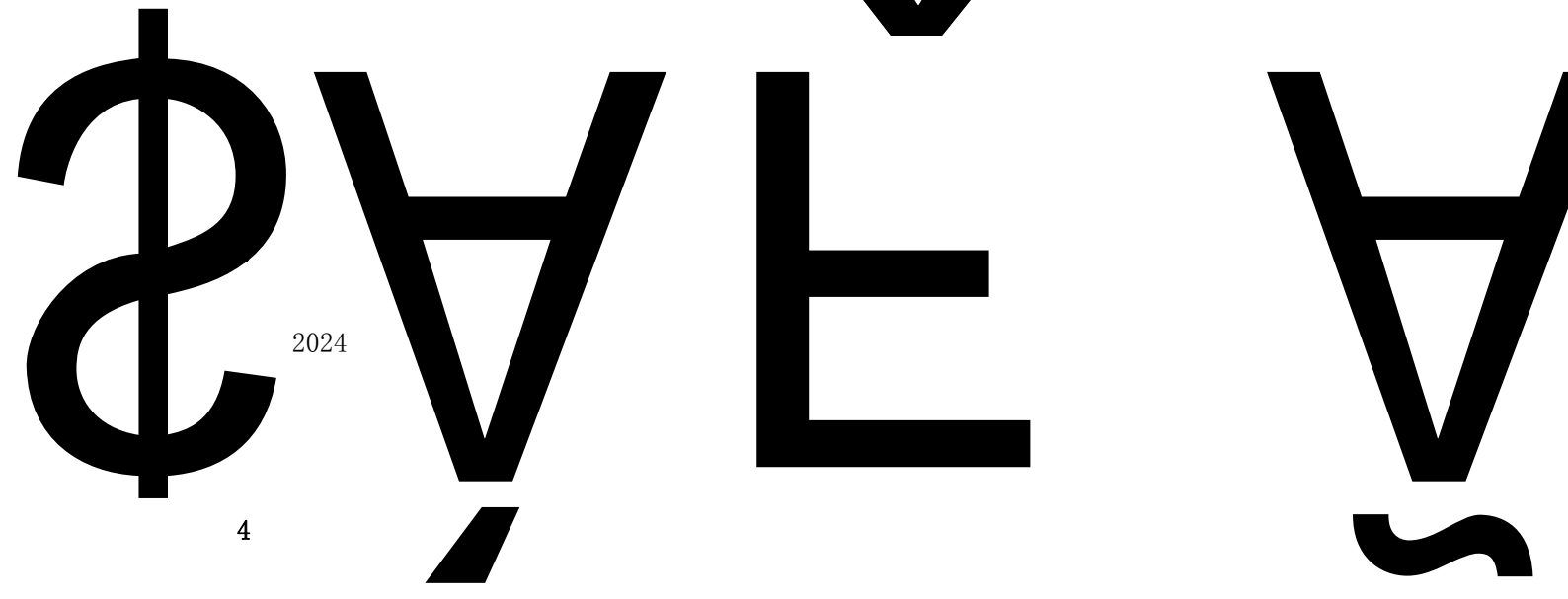
2

2024
2024 12 10
2024-078 ,
2



2

2024



2024

4

()


()

()

ΕΠΙΣΤΗΜΟΝΟΝ, ΑΝΤΙΣΤΑΣΕΩΣ ΚΑΙ
ΕΠΙΣΤΗΜΟΝΟΝ, ΑΝΤΙΣΤΑΣΕΩΣ ΚΑΙ
ΕΠΙΣΤΗΜΟΝΟΝ, ΑΝΤΙΣΤΑΣΕΩΣ ΚΑΙ
ΕΠΙΣΤΗΜΟΝΟΝ, ΑΝΤΙΣΤΑΣΕΩΣ ΚΑΙ

ΕΠΙΣΤΗΜΟΝΟΝ, ΑΝΤΙΣΤΑΣΕΩΣ ΚΑΙ
ΕΠΙΣΤΗΜΟΝΟΝ, ΑΝΤΙΣΤΑΣΕΩΣ ΚΑΙ
ΕΠΙΣΤΗΜΟΝΟΝ, ΑΝΤΙΣΤΑΣΕΩΣ ΚΑΙ
ΕΠΙΣΤΗΜΟΝΟΝ, ΑΝΤΙΣΤΑΣΕΩΣ ΚΑΙ

A



	48.47	

2024

2024

532.43

06

	/		„†@D° λ β)S”-I
	8	322	
9 - 11 12 13 14 15 16 17 18 19 20 21 22 23 24 25 26 27 28 29 30 31 32 33 34 35 36 37 38 39 40 41 42 43 44 45 46 47 48 49 50 51 52 53 54 55 56 57 58 59 60 61 62 63 64 65 66 67 68 69 70 71 72 73 74 75 76 77 78 79 80 81 82 83 84 85 86 87 88 89 90 91 92 93 94 95 96 97 98 99 100	†, λ	322	0 W 2, 0 λ b x -
		0	
		0	Ε

2024

12862

178047

7051

32.7

1284

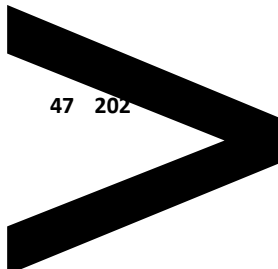
8

15

3000

17500

Ε! - |
 * ΕΡΕΥΝΑ ΔΕΙΞΕΙ ΟΤΙ Η ΠΡΟΒΛΕΨΗ ΓΙΑ ΤΟ 2024 ΕΙΝΑΙ 3000 ΜΕΤΡΑ, ΟΠΩΣ ΚΑΙ ΤΟ 2023.



25
174

399

2

2

45

()

2



A

2 2022-062 , 2022 12 16 2023

2

A

2 2024-078 , 2024 12 10 2024

2

2 2024 11 23

5%

2024-068 5%

12

5

10

2024 12 7

2024-075

6

5

10

()

()

	120
	3
	3

		20
		0
		0

20% 20%

()

()

()

()

1

2023		2023		
	2024	2024	2024	
	2023	3	20	
				.
				.
				.

2

3

()

1

2

3

4

()

1

2

3

()

1

2

3

()

1

		700,000,000.00	0.55%-1.90%	0.00	5,251,507,024.56	4,604,852,791.29	646,654,233.27
	/	/	/	0.00	5,251,507,024.56	4,604,852,791.29	646,654,233.27

2

		700,000,000.00	2.40%	10,000,000.00	0.00	10,000,000.00	0.00
	/	/	/	10,000,000.00	0.00	10,000,000.00	0.00

3

			700,000,000.00	0.00

4

()

()

1

()

	0.00
A	0.00
	5,881,190,000.00
B	2,568,850,000.00
	2,568,850,000.00
A+B	2,568,850,000.00
(%)	8.55
	0.00
C	0.00
70% D	458,330,000.00
50% E	0.00
C+D+E	458,330,000.00

()

1

(1)

(2)

(3)

2

(1)

(2)

(3)

3

()

()

1

2

3

4

()

()

()

()

()

()	111,684
()	106,893
	0
	0

()

	436,797,817		436,797,817
	50,960,854		50,960,854
300	41,506,886		41,506,886
LIBRAR GROUP VOLUME I QFII	31,678,152		31,678,152
300	28,608,820		28,608,820
	26,995,549		26,995,549
	24,389,463		24,389,463
	21,334,770		21,334,770

5%

5%								
		%		%		%		%
300	17,757,784	0.444	45,500	0.001	41,506,886	1.037	0	0.000
300	6,705,972	0.168	45,700	0.001	28,608,820	0.715	0	0.000

/

/



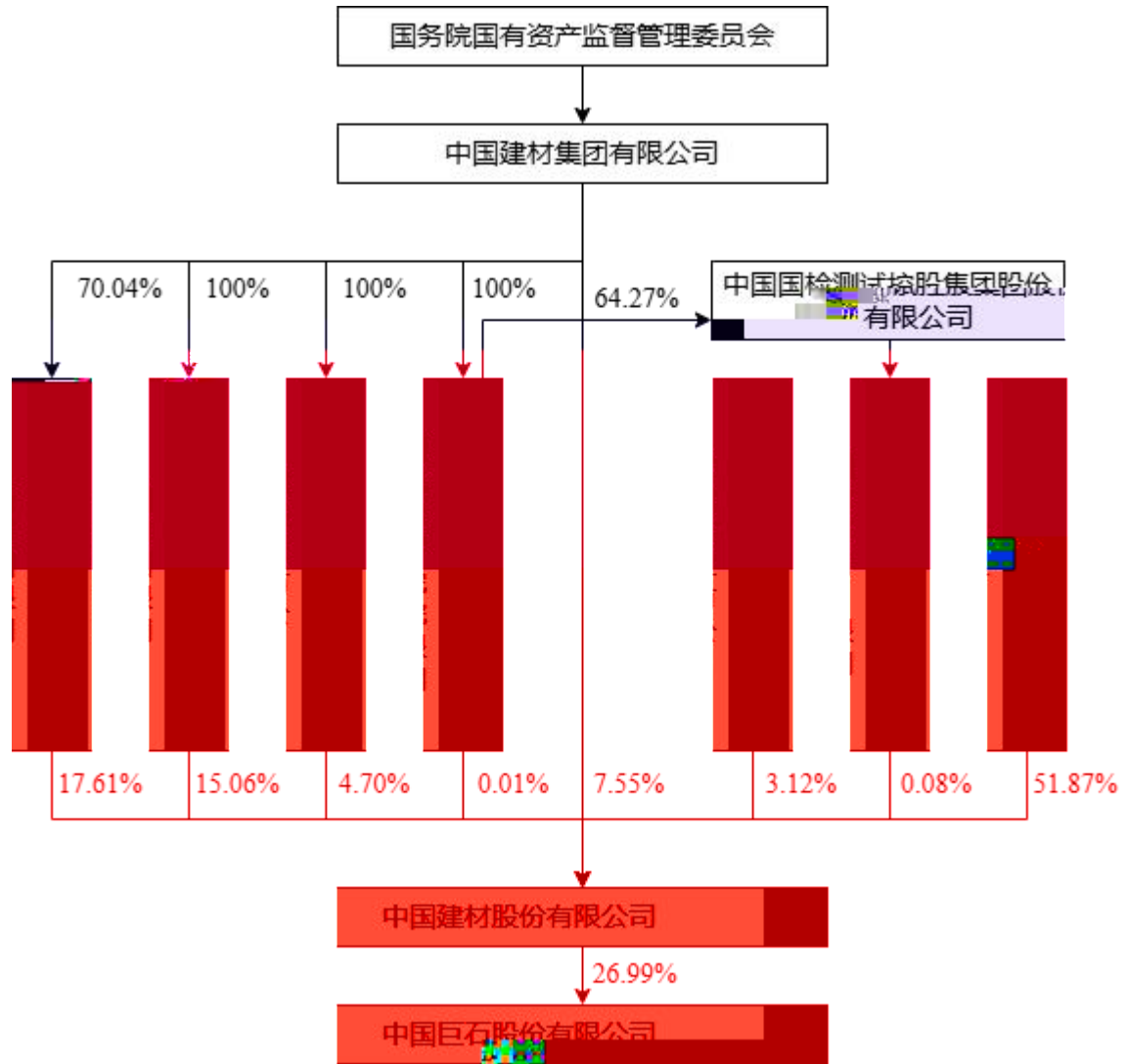
	<p>2024 12 31</p> <p>HK03323 45.02% 42.84%</p> <p>H 2.18%</p> <p>000885 9.72%</p> <p>600876 31.74% 002066</p> <p>40.13% 600552 29.28%</p> <p>603060 64.27%</p> <p>603126 50.94%</p> <p>688295 57.27%</p> <p>000786 37.83%</p> <p>600970 40.97% 002080</p> <p>60.24% 000877 81.14%</p> <p>600449 49.03%</p> <p>600720 9.04%</p> <p>03300.HK) 22.68%</p> <p>S T (SNG) 16.75%</p> <p>000401 1.68% 00691</p> <p>12.94% 01528 0.74%</p> <p>03396 0.38%</p> <p>00586 3.03% 00587 3.01%</p> <p>000789 4.89%</p> <p>601992 4.31%</p> <p>000672 14.50% 600881 3.08%</p> <p>600819 12.74%</p> <p>300557 10.53%</p> <p>688234 0.14% 000912 0.0026%</p>

2

3

4

5



6

()

		1989 6 17	91330483704202604A	197,000,000	



()

1

2025
4 30

%

2022 22
 01 185458 2022/3/2 2022/3/4 2025/3/4 800,000,000 3.07

2021	
2022	

2

3

	100 75 75T30	/		18616264029

4

5

()

()

34.21 19.06 8.21 0.00
 2025 5 12

1.2

2.75% 144.85 148.83

	1		1			%
		32.42		10.00	42.42	28.50
		65.62		39.85	105.47	70.87
				0.94	0.94	0.63
		98.04		50.79	148.83	

0.00 34.21 19.06 8.21 2025
 5 12

1.3 =£5

12 0.00 0.00 2025 5

(2). **1000**

(3).

2023 % 30%
 = 2

3 10 2
 10

=



()

1

							%					
2024	24 MTN001	102481553	2024/4/16	2024/4/17	2027/4/17	500,000,000	2.43					
2024	24 MTN002	102483306	2024/8/1	2024/8/2	2027/8/2	500,000,000	2.08					
2024	24 SCP006	12482529	2024/8/21	2024/8/22	2025/5/16	500,000,000	2.05					

2024	24 SCP007	12483351	2024/10/18	2024/10/21	2025/4/18	500,000,000	2.12					
2024	24 SCP008	12483737	2024/11/26	2024/11/27	2025/8/22	700,000,000	2.05					
2024	24 SCP009	12483953	2024/12/16	2024/12/17	2025/6/13	700,000,000	1.81					

2021	
2024	
2024	
2023	
2024	
2024	
2024	
2024	
2024	

2

3

	60101	2 1	/	010-66428877-553
		35 20-21	/	13600555414

4

2024 500,000,000.00

--	--	--	--	--	--	--

5

6

7

() 10%

()

()

() 2

	2024	2023	%	
	1,788,227,480.09	1,897,932,714.83	-5.78	
	0.8995	0.9263	-2.89	
	0.6164	0.6127	0.60	
%	41.08	42.39	-1.31	
EBITDA	0.2557	0.2791	-8.38	
	8.79	9.92	-11.39	
	7.29	4.53	60.93	
EBITDA	14.71	14.94	-1.54	

%	100.00	100.00	0.00	
%	100.00	100.00	0.00	

()

()

()

()

()

()

2025 0100309

2024

12 31

2024

2024 12 31

2024

24	1



2025 3 18

2024 12 31

		2024 12 31	2023 12 31
	1	3,123,316,111.08	3,126,268,154.16
	2		3,822,655.98
	3	1,161,504,167.04	986,597,496.17
	4	1,820,468,326.40	1,476,541,268.89
	5	1,471,635,750.00	1,407,810,800.78
	6	102,525,486.73	71,625,559.63
	7	293,118,900.62	1,412,198,444.43
	7	150,303,400.00	
	8	4,203,372,582.81	4,533,115,068.60
	9	600,000,000.00	
	10	579,578,063.81	369,925,089.13
		13,355,519,388.49	13,387,904,537.77
	11	551,197,076.57	
	12	1,535,619,163.58	1,651,722,050.06
	13	4,864,840.02	4,864,840.02
	14	34,276,099,034.23	31,858,734,497.72
	15	1,474,601,801.49	3,085,946,656.88
	16	40,215,810.11	24,115,172.57
	17	1,070,267,364.43	1,064,535,943.98

	18	469,968,092.97	469,968,092.97
	19	2,479,619.05	2,870,419.79
	20	423,751,531.30	418,816,232.23
	21	173,499,606.58	104,479,615.21
		40,022,563,940.33	38,686,053,521.43
		53,378,083,328.82	52,073,958,059.20
	23	5,134,772,077.22	6,246,170,212.34
	24	16,007,310.47	15,092,120.01
	25	219,424,200.80	552,827,049.02
	26	2,642,952,305.98	2,828,440,118.66
	27	402,535,007.49	507,422,650.32
	28	403,878,776.56	701,374,074.97
	29	419,840,778.19	392,643,463.10
	30	237,059,130.03	318,807,840.79
	30	54,853,814.65	35,407,183.79
	31	2,274,631,500.83	1,703,036,017.30
	32	3,096,201,821.50	1,186,948,080.27
		14,847,302,909.07	14,452,761,626.78
	33	3,985,107,308.97	5,240,668,494.53
	34	1,000,000,000.00	799,920,000.00
	35	25,597,643.90	13,748,190.09
	36	103,539,055.15	
	37	1,283,649,603.01	920,326,328.36
	20	671,764,130.60	606,941,713.05
	38	13,000,000.00	41,359,925.91
		7,082,657,741.63	7,622,964,651.94
		21,929,960,650.70	22,075,726,278.72

	39	4,003,136,728.00	4,003,136,728.00
	40	3,195,545,410.76	3,194,978,470.68
	41	284,605,295.15	230,275,868.31
	42	1,317,789,369.70	1,255,001,347.13
	43	21,239,772,043.39	19,958,609,387.53
		30,040,848,847.00	28,642,001,801.65
		1,407,273,831.12	1,356,229,978.83
		31,448,122,678.12	29,998,231,780.48
		53,378,083,328.82	52,073,958,059.20

2024 12 31

		2024 12 31	2023 12 31
		1,683,378,566.82	368,976,822.59
			3,822,655.98
		844,527,385.95	675,952,554.23
	1	916,819,691.56	1,038,590,151.07
		1,344,396,593.94	1,140,238,082.56
		25,653,479.40	19,570,776.08
	2	6,591,268,199.23	7,227,134,534.50
	2	649,553,400.00	1,600,000,000.00
		973,225,008.05	780,785,519.55
		25,277,097.97	
		12,404,546,022.92	11,255,071,096.56

	3	11,713,780,050.89	11,821,212,146.52
		4,864,840.02	4,864,840.02
		7,188.77	87,668.82
		172,722.29	
		3,928,688.17	3,193,438.80
		2,469,361.89	2,848,996.41
		6,428,888.51	16,222,575.67
		53,777,798.27	31,745,475.00
		11,785,429,538.81	11,880,175,141.24
		24,189,975,561.73	23,135,246,237.80
		150,118,708.33	410,347,611.11
		3,948,000.00	
		4,419,424,200.80	3,932,827,049.02
		932,022,622.70	1,407,617,812.66
		386,740,159.85	628,457,776.41
		21,161,120.75	1,673,744.70
		3,804,822.46	65,858,384.88
		80,197,708.47	956,162,210.86
		840,380,195.82	733,656,694.59
		2,801,827,461.55	917,031,383.18
		9,639,625,000.73	9,053,632,667.41
		893,000,000.00	200,000,000.00
		1,000,000,000.00	799,920,000.00
		58,697,858.30	
			7,797,163.13

		1,951,697,858.30	1,007,717,163.13
		11,591,322,859.03	10,061,349,830.54
		4,003,136,728.00	4,003,136,728.00
		6,136,664,459.75	6,136,097,519.67
		-3,151,142.14	-322,872.00
		1,201,988,491.65	1,139,200,469.08
		1,260,014,165.44	1,795,784,562.51
		12,598,652,702.70	13,073,896,407.26
		24,189,975,561.73	23,135,246,237.80

2024 1 12

		2024	2023
		15,855,766,997.99	14,875,802,391.80
	44	15,855,766,997.99	14,875,802,391.80
		13,404,545,778.61	12,558,102,239.30
	44	11,887,682,064.62	10,710,222,075.86
	45	228,551,411.22	221,616,942.44
	46	198,705,377.65	172,508,741.22
	47	343,653,044.65	702,853,064.50
	48	528,291,814.11	519,365,367.39
	49	217,662,066.36	231,536,047.89
	49	350,325,166.99	383,531,878.60
	49	108,386,730.65	143,312,392.11
	50	251,757,511.95	322,278,465.20
	51	44,907,280.54	209,261,376.72

	51	45,404,853.32	35,441,710.10
-			
	52	-13,478,421.36	13,796,958.62
-	53	20,647,341.82	-17,442,255.62
-	54	-24,663,123.24	-4,781,411.70
	55	275,073,851.97	935,050,584.53
		3,005,465,661.06	3,775,863,870.25
	56	14,982,215.34	26,816,261.65
	57	17,362,627.71	94,901,467.88
		3,003,085,248.69	3,707,778,664.02
	58	473,664,059.01	550,467,489.97
		2,529,421,189.68	3,157,311,174.05
1.		2,529,421,189.68	3,157,311,174.05
2.			
1.		2,444,813,278.64	3,044,441,957.13
-			
2.		84,607,911.04	112,869,216.92
		71,232,262.47	106,231,313.36
	59	54,329,426.84	85,525,621.75
1			
1			
2			
3			
4			
2	59	54,329,426.84	85,525,621.75
1	59	-2,828,270.14	792,795.48
2			
3			
4			
5			
6	59	57,157,696.98	84,732,826.27
7			
	59	16,902,835.63	20,705,691.61
		2,600,653,452.15	3,263,542,487.41
		2,499,142,705.48	3,129,967,578.88
		101,510,746.67	133,574,908.53

(/)	2	0.6107	0.7605
(/)	2	0.6107	0.7605

2024 1 12

	2024	2023
	4 15,226,911,520.30	14,019,373,100.60
	4 14,867,925,741.82	13,671,025,235.90
	14,779,060.91	10,719,317.92
	67,197,153.42	57,704,214.90
	124,989,693.59	132,432,965.35
	45,837,526.29	152,393,610.73
0 ,SC. 1 'C	180,007,236.70	211,660,791.08
	131,959,007.44	63,797,191.04
	3,867,926.86	3,852,701.77
	5 547,991,790.62	1,809,376,691.61
	5 45,186,634.43	29,767,389.67
-		
	-2,773,440.90	-298,978.68
-		
	591,119.65	-1,017,971.28
-		

,440 0



1.		-2,828,270.14	792,795.48
2.			
3.			
4.			
5.			
6.			
7.			
		625,051,955.57	1,766,798,835.69
	(/)		
	(/)		

2024 1 12

		2024	2023
		12,016,623,590.81	11,273,267,199.19
		287,142,538.72	346,289,176.53
	60	855,458,492.87	882,499,910.19
		13,159,224,622.40	12,502,056,285.91
		7,450,696,745.63	7,831,226,508.00
		1,972,394,793.62	2,066,115,893.38
		1,438,707,874.53	1,443,696,220.02
	60	265,112,448.11	293,794,811.16
		11,126,911,861.89	11,634,833,432.56
	61	2,032,312,760.51	867,222,853.35

	13,836,739.30	
	3,054,000.00	486,002,637.50
	305,020,469.01	1,543,172,960.70
		7,955,748.28
60	3,807,225.66	36,462,878.21
	325,718,433.97	2,073,594,224.69
	1,302,932,708.90	1,459,995,313.74
		480,537,948.00
60		34,729,083.08
	1,302,932,708.90	1,975,262,344.82
	-977,214,274.93	98,331,879.87
		60,000,000.00
		60,000,000.00
60	10,496,063,460.03	7,731,086,705.56
	7,985,950,075.31	7,540,000,000.00
	18,482,013,535.34	15,331,086,705.56
	9,671,877,303.96	7,989,486,416.96
	1,438,941,550.20	2,503,305,179.20
	16,328,209.98	1,314,820.00
60	8,430,423,998.37	5,308,567,904.29
	19,541,242,852.53	15,801,359,500.45
	-1,059,229,317.19	-470,272,794.89
	1,178,788.53	1,209,498.83
61	-2,952,043.08	496,491,437.16
61	3,126,268,154.16	2,629,776,717.00

2000

98,013,423.22	90,514,238.24
103,921,675.85	70,176,876.23
32,380,451.70	26,451,401.78
16,900,953,718.65	15,329,120,018.51
5,384,189,501.95	4,825,635,508.07
7,951,891.93	171,048,453.28
1,600,804,000.00	2,581,806,000.00
9,266,055,313.98	664,080,541.12
10,874,811,205.91	3,416,934,994.40
75,269.33	471,092,545.27
	730,537,948.00
9,504,000,000.00	1,700,000,000.00
9,504,075,269.33	2,901,630,493.27
1,370,735,936.58	515,304,501.13
7,448,827,331.13	3,109,802,397.26
707,521,250.00	3,264,000,000.00
8,156,348,581.13	6,373,802,397.26
4,815,438,367.58	4,203,000,000.00
1,258,034,663.36	2,299,112,070.20
7,527,000,000.00	5,740,000,000.00
13,600,473,030.94	12,242,112,070.20
-5,444,124,449.81	-5,868,309,672.94

€

2024 1 12

2024														
	()													
	4,003,136,728.00				3,194,978,470.68		230,275,868.31		1,255,001,347.13		19,958,609,387.53	28,642,001,801.65	1,356,229,978.83	29,998,231,780.48
	4,003,136,728.00				3,194,978,470.68		230,275,868.31		1,255,001,347.13		19,958,609,387.53	28,642,001,801.65	1,356,229,978.83	29,998,231,780.48
					566,940.08		54,329,426.84		62,788,022.57		1,281,162,655.86	1,398,847,045.35	51,043,852.29	1,449,890,897.64
							54,329,426.84				2,444,813,278.64	2,499,142,705.48	101,510,746.67	2,600,653,452.15
													-9,800,000.00	-9,800,000.00
1													-9,800,000.00	-9,800,000.00
2														
3														
4														
									62,788,022.57		-1,163,650,622.78	-1,100,862,600.21	-40,666,894.38	-1,141,529,494.59

1								62,788,022.57		-62,788,022.57				
2														
3										-1,100,862,600.21	-1,100,862,600.21	-40,666,894.38	-1,141,529,494.59	
4														
V V ^À														
1														
2														
3														
4														
5														
6														
1														
2														
					566,940.08							566,940.08		566,940.08
	4,003,136,728.00				3,195,545,410.76	284,605,295.15		1,317,789,369.70		21,239,772,043.39		30,040,848,847.00	1,407,273,831.12	31,448,122,678.12

2023

73- Ð — Ôià

	4,003,136,728.00				3,194,978,470.68		144,750,246.56		1,078,400,743.11		19,176,402,269.70		27,597,668,458.05	1,199,821,340.91	28,797,489,798.96
	4,003,136,728.00				3,194,978,470.68		144,750,246.56		1,078,400,743.11		19,176,402,269.70		27,597,668,458.05	1,199,821,340.91	28,797,489,798.96
							85,525,621.75		176,600,604.02		782,207,117.83		1,044,333,343.60	156,408,637.92	1,200,741,981.52
							85,525,621.75				3,044,441,957.13		3,129,967,578.88	133,574,908.53	3,263,542,487.41
													60,000,000.00	60,000,000.00	
1													60,000,000.00	60,000,000.00	
2															
3															
4															
									176,600,604.02		-2,262,234,839.30		-2,085,634,235.28	-37,166,270.61	-2,122,800,505.89
1									176,600,604.02		-176,600,604.02				
2															
3											-2,085,634,235.28		-2,085,634,235.28	-37,166,270.61	-2,122,800,505.89
4															
1															
2															

3																	
4																	
5																	
6																	
1																	
2																	
	4,003,136,728.00				3,194,978,470.68		230,275,868.31		1,255,001,347.13		19,958,609,387.53		28,642,001,801.65		1,356,229,978.83		29,998,231,780.48

2024 1 12

	2024									
	()									
	4,003,136,728.00				6,136,097,519.67		-322,872.00	1,139,200,469.08	1,795,784,562.51	13,073,896,407.26
	4,003,136,728.00				6,136,097,519.67		-322,872.00	1,139,200,469.08	1,795,784,562.51	13,073,896,407.26
					566,940.08		-2,828,270.14	62,788,022.57	-535,770,397.07	-475,243,704.56

						-2,828,270.14			627,880,225.71	625,051,955.57
1										
2										
3										
4										
								62,788,022.57	-1,163,650,622.78	-1,100,862,600.21
1								62,788,022.57	-62,788,022.57	
2									-1,100,862,600.21	-1,100,862,600.21
3										
1										
2										
3										
4										
5										
6										
1										
2										
						566,940.08				566,940.08
	4,003,136,728.00				6,136,664,459.75	-3,151,142.14	1,201,988,491.65	1,260,014,165.44		12,598,652,702.70

	2023									
	(
)									
	4,003,136,728.00				6,136,097,519.67	-1,115,667.48	962,599,865.06	2,292,013,361.60		13,392,731,806.85

	4,003,136,728.00				6,136,097,519.67	-1,115,667.48		962,599,865.06	2,292,013,361.60	13,392,731,806.85
						792,795.48		176,600,604.02	-496,228,799.09	-318,835,399.59
						792,795.48			1,766,006,040.21	1,766,798,835.69
1										
2										
3										
4										
								176,600,604.02	-2,262,234,839.30	-2,085,634,235.28
1								176,600,604.02	-176,600,604.02	
2									-2,085,634,235.28	-2,085,634,235.28
3										
1										
2										
3										
4										
5										
6										
1										
2										
	4,003,136,728.00				6,136,097,519.67	-322,872.00		1,139,200,469.08	1,795,784,562.51	13,073,896,407.26

1

1998 8 31

669

2025 3 18

1

15 5
5

40

33

76

2006 2

15

2023

2

I

=

35

5

3

12

4

5

	5%
	5%
	5%
	10%
5%	
	90%
	10%

6

1

12

12

5

2012 19

33

7

2

18

7

1



2

22

18

11



18

2

8

18

2

8

9

10

1

2

3

11

1

3

4

5

6

7

8

12

12

12

.

.

1	
2	

.

.

1	
2	
3	
4	

.

12

.

12

.

12

1	

12

11

13

11

14

11

15

11

16

17





2007 1 1

7

19

(1).

(2).

		20-45	5.00%	2.11%-4.75%
		8-12	5.00%	7.92%-11.88%
		8-10	5.00%	9.50%-11.88%
		3-5	5.00%	19.00%-31.67%
		3-12	5.00%	7.92%-31.67%
		10-30	5.00%	3.17%-9.50%



23

20

23

21

3

22

(1).



26

(1).

(2).

(3).

(4).

27

2

3

1



(2).

29

1

2

1

2

3

4

30

/



31

1

2

4

19

1

2

32

21

33

(1).

17

2023 11 9 17 17

2024 1 1 17

18

2024 12 31 18 18

2024 18

(2).

(3). 2024

1

		13% 9% 6% 5% 3%
		7% 5%
		25% 22.50% 15%
	1.2%	30% 12%
		1.20% 12%
		3%
		2%

	%
	25
	22.50
	15
	15
	15
	25

2

2023 12 8 2016 32

2016 195

GR202333007353 GR202333002317

2023 2025 15%

2022 11 23 2016 32

2016 195

2022

GR202236000029 2022

2024 15%

2021 1 27

2021 1 2021 1 1 2030

12 31 15%

2008 46

(2015 74)

50%

3

1

	84,836.86	125,322.04
	2,475,377,903.12	3,124,892,986.03
	1,199,137.83	1,249,846.09
	646,654,233.27	
	3,123,316,111.08	3,126,268,154.16
	722,966,902.86	502,053,908.11

2

3,822,655.98 /

3,822,655.98 /

3,822,655.98

(4).

		(%)		(%)			(%)		(%)	
	1,161,558,894.24	100.00	54,727.20	0.00	1,161,504,167.04	986,653,948.82	100.00	56,452.65	0.01	986,597,496.17
	1,161,558,894.24	100.00	54,727.20	0.00	1,161,504,167.04	986,653,948.82	100.00	56,452.65	0.01	986,597,496.17
	1,161,558,894.24	/	54,727.20	/	1,161,504,167.04	986,653,948.82	/	56,452.65	/	986,597,496.17

			%
	979,134,913.15		0.00
	182,423,981.09	54,727.20	0.03
	1,161,558,894.24	54,727.20	0.00

(5).

	56,452.65	-1,725.45			54,727.20
	56,452.65	-1,725.45			54,727.20

4

(1).

1			
1			
1	1,777,732,331.04		1,458,431,876.13
1	1,777,732,331.04		1,458,431,876.13
1 2	39,527,327.98		43,788,544.52
2 3	20,489,352.49		46,330,547.81
3 4	36,028,760.35		16,376,185.15
4 5	15,384,534.28		7,743,231.70
5	29,935,813.36		91,753,445.82
	1,919,098,119.50		1,664,423,831.13
2024 12 31			98,629,793.10

(2).

		(%)		(%)			(%)		(%)	
	57,411,830.41	2.99	57,411,830.41	100.00		101,754,447.58	6.11	101,754,447.58	100.00	
	1,861,686,289.09	97.01	41,217,962.69	2.21	1,820,468,326.40	1,562,669,383.55	93.89	86,128,114.66	5.51	1,476,541,268.89
	1,861,686,289.09	97.01	41,217,962.69	2.21	1,820,468,326.40	1,562,669,383.55	93.89	86,128,114.66	5.51	1,476,541,268.89
	1,919,098,119.50	/	98,629,793.10	/	1,820,468,326.40	1,664,423,831.13	/	187,882,562.24	/	1,476,541,268.89

			%	
1	25,961,634.42	25,961,634.42	100.00	
2	8,547,083.01	8,547,083.01	100.00	
3	4,500,924.94	4,500,924.94	100.00	
4	3,967,132.13	3,967,132.13	100.00	
5	2,836,956.81	2,836,956.81	100.00	
	11,598,099.10	11,598,099.10	100.00	
	57,411,830.41	57,411,830.41	100.00	/

			%
	1,845,837,211.75	40,989,735.98	2.22
	15,849,077.34	228,226.71	1.44
	1,861,686,289.09	41,217,962.69	2.21

(3).

	187,882,562.24	-7,458,466.42	-13,178,778.44	-81,274,076.81	12,430,325.82	98,401,566.39
		228,226.71				228,226.71
	187,882,562.24	-7,230,239.71	-13,178,778.44	-81,274,076.81	12,430,325.82	98,629,793.10

(4).

	81,274,076.81
--	---------------

(5).

				%	
6	51,677,019.07		51,677,019.07	2.69	15,503.11
7	45,179,782.15		45,179,782.15	2.35	13,553.93
8	41,165,278.42		41,165,278.42	2.15	12,349.58
9	34,271,006.16		34,271,006.16	1.79	10,281.30
10	32,637,882.46		32,637,882.46	1.70	9,791.36
	204,930,968.26		204,930,968.26	10.68	61,479.28

5

(1).

	1,471,635,750.00	1,407,810,800.78
	1,471,635,750.00	1,407,810,800.78

(2).

(3).

	3,690,855,586.94	
	3,690,855,586.94	

(4).

		(%)		(%)		(%)		(%)	
	1,471,635,750.00	100.00			1,471,635,750.00	1,407,810,800.78	100.00		1,407,810,800.78

	1,471,635,750.00	100.00			1,471,635,750.00	1,407,810,800.78	100.00			1,407,810,800.78
	1,471,635,750.00	/		/	1,471,635,750.00	1,407,810,800.78	/		/	1,407,810,800.78

										%
					1,471,635,750.00					
					1,471,635,750.00					

(5).

					1,407,810,800.78		63,824,949.22		1,471,635,750.00
					1,407,810,800.78		63,824,949.22		1,471,635,750.00

6

(1).

						(%)			(%)
1		100,966,966.19		98.47	65,974,446.21		92.11		
1	2	990,600.84		0.97	4,952,624.75		6.91		
2	3	397,117.53		0.39	698,488.67		0.98		
3		170,802.17		0.17					
		102,525,486.73		100.00	71,625,559.63		100.00		

1

(2).

							(%)		
1				21,688,917.49			21.15		
2				17,060,451.83			16.64		

3	7,546,232.14	7.36
4	7,325,284.38	7.14
5	3,500,000.00	3.41
	57,120,885.84	55.70

7

	150,303,400.00	
	142,815,500.62	1,412,198,444.43
	293,118,900.62	1,412,198,444.43

(1).

()		
	149,553,400.00	
	750,000.00	
	150,303,400.00	

(1).

1		
1		
1	92,685,609.01	69,024,382.95
1	92,685,609.01	69,024,382.95
1 2	3,262,560.19	77,659,431.50
2 3	24,368,342.80	262,211,124.73
3 4	13,479,877.56	996,060,106.64
4 5	10,569,936.75	11,031,278.14
5	16,993,059.46	14,890,790.22
	161,359,385.77	1,430,877,114.18

2024 12 31

18,543,885.15

(2).



10

	579,578,063.81	369,925,089.13
	579,578,063.81	369,925,089.13

11

(1).

	1,151,197,076.57		1,151,197,076.57				1.00%-1.50%
	600,000,000.00		600,000,000.00				
	551,197,076.57		551,197,076.57				/

(2).

		(%)		(%)		(%)		(%)	
	551,197,076.57	100.00			551,197,076.57				
1	551,197,076.57	100.00			551,197,076.57				
	551,197,076.57	/		/	551,197,076.57		/		/

			%
	551,197,076.57		
	551,197,076.57		

12

(1).

	49,047,674.67			-192,153.16						48,855,521.51	
	104,099,975.95			730,287.11			804,000.00			104,026,263.06	
	1,452,704,090.31			44,648,500.48	-2,828,270.14	566,940.08	149,553,400.00			1,345,537,860.73	
	7,319,000.46		5,889,009.74	-1,429,990.72							
	38,551,308.67			1,648,209.61			3,000,000.00			37,199,518.28	
	1,651,722,050.06		5,889,009.74	45,404,853.32	-2,828,270.14	566,940.08	153,357,400.00			1,535,619,163.58	
	1,651,722,050.06		5,889,009.74	45,404,853.32	-2,828,270.14	566,940.08	153,357,400.00			1,535,619,163.58	

2024 9 9

13

	4,864,840.02	4,864,840.02
	4,864,840.02	4,864,840.02

14

	34,276,099,034.23	31,858,734,497.72
	34,276,099,034.23	31,858,734,497.72

(1).

1.	8,886,455,023.85	18,870,761,476.58	18,293,490.48	403,006,021.43	548,580,167.82		11,141,473,839.03	39,868,570,019.19
2.	1,392,557,783.42	2,316,329,801.19	2,084,874.83	72,044,857.96	84,942,703.71	985,938,006.43	355,683,934.54	5,209,581,962.08
1	671,508.01	87,851,563.85	1,918,995.40	13,049,895.23	17,782,354.09		156,245,636.65	277,519,953.23
2	1,360,314,099.08	2,177,771,555.32	210,779.40	58,140,016.13	66,129,282.47	985,938,006.43	165,218,969.85	4,813,722,708.68
3	31,572,176.33	50,706,682.02	-44,899.97	854,946.60	1,031,067.15		34,219,328.04	118,339,300.17
3.	100,859,405.27	599,471,412.81	4,946,941.02	10,827,992.05	9,961,855.25		475,594,900.77	1,201,662,507.17
1	4,230,000.00	81,539,878.66	1,552,716.75	9,549,211.24	1,673,097.01			98,544,903.66
2	5,070,000.00	25,210,156.00	3,394,224.27	510,484.30	362,093.80		152,425,077.53	186,972,035.90
3	91,559,405.27	492,721,378.15		768,296.51	7,926,664.44			592,975,744.37
4							323,169,823.24	323,169,823.24
4.	10,178,153,402.00	20,587,619,864.96	15,431,424.29	464,222,887.34	623,561,016.28	985,938,006.43	11,021,562,872.80	43,876,489,474.10
1.	1,145,717,159.68	6,372,195,322.71	11,950,752.86	284,111,776.06	195,860,510.16			8,009,835,521.47
2.	265,952,546.89	1,692,998,712.60	994,960.95	62,883,147.57	48,436,769.03	25,050,688.26		2,096,316,825.30
1	233,975,252.13	1,513,280,449.87	1,045,425.58	61,393,661.67	41,804,447.24	25,050,688.26		1,876,549,924.75
2	28,045,174.03	160,339,865.19		857,503.35	6,275,745.40			195,518,287.97
3	3,932,120.73	19,378,397.54	-50,464.63	631,982.55	356,576.39			24,248,612.58
3.	39,471,402.63	446,762,940.22	4,283,718.48	9,638,441.49	5,605,404.08			505,761,906.90
1	1,774,531.51	64,155,658.65	1,430,641.50	8,874,926.45	1,454,940.61			77,690,698.72
2	1,638,572.56	16,896,306.08	2,853,076.98	99,986.06	23,888.14			21,511,829.82
3	36,058,298.56	365,710,975.49		663,528.98	4,126,575.33			406,559,378.36
4.	1,372,198,303.94	7,618,431,095.09	8,661,995.33	337,356,482.14	238,691,875.11	25,050,688.26		9,600,390,439.87

1.								
2.								
3.								
4.								
1.	8,805,955,098.06	12,969,188,769.87	6,769,428.96	126,866,405.20	384,869,141.17	960,887,318.17	11,021,562,872.80	34,276,099,034.23
2.	7,740,737,864.17	12,498,566,153.87	6,342,737.62	118,894,245.37	352,719,657.66		11,141,473,839.03	31,858,734,497.72

(2).

	19,952,441.37
	1,627,095.38

(3).

	731,364,495.20	
	23,029,810.91	


15

NON-REVENUE

...

$E^S + X \downarrow = E^S + X$

C/M, .



(2).

							(%)				(%)	
40	507,571.80	662,886,833.95	317,217,134.31	63,215,324.36	1,598,997.69	915,289,646.21	69.26	90%	48,727,726.39	22,240,058.29	2.66	/
40	467,286.87	1,539,568,533.97	1,705,167,599.42	2,977,488,769.22	2,510,554.07	264,736,810.10	72.52	75%	11,157,100.55	8,819,767.20	2.37	/
12	42,499.59	455,375,809.68	214,715,976.79	670,091,786.47			128.67	100%				
200MW	98,558.63	287,061,000.12	595,095,652.63	865,889,429.58		16,267,223.17	89.51	90%				
	1,115,916.89	2,944,892,177.72	2,832,196,363.15	4,576,685,309.63	4,109,551.76	1,196,293,679.48	/	/	59,884,826.94	31,059,825.49	/	/

16
(1)

1.	5,382,358.62	30,372,194.00	35,754,552.62
2.	80,324.64	26,857,428.38	26,937,753.02
1			

38

v

17

(1).

1.	1,071,617,226.12	30,041,911.24	18,337,225.43	113,125,994.37	30,389,726.90	1,649,808.00	46,488,625.54	35,965,867.67	1,347,616,385.27
2.	37,027,158.75	-7,292.96		17,080,349.06		10,800.00			54,111,014.85
(1)	34,593,526.02			2,318,618.34					36,912,144.36
(2)				14,504,759.78					14,504,759.78
(3)	2,433,632.73	-7,292.96		256,970.94		10,800.00			2,694,110.71
3.				9,158,979.53					9,158,979.53
(1)				9,158,979.53					9,158,979.53
4.	1,108,644,384.87	30,034,618.28	18,337,225.43	121,047,363.90	30,389,726.90	1,660,608.00	46,488,625.54	35,965,867.67	1,392,568,420.59
1.	118,044,708.23	30,041,911.24	18,337,225.43	51,521,798.66	30,389,726.90	1,649,808.00	9,791,397.90	23,303,864.93	283,080,441.29
2.	18,843,343.65	-7,292.96		12,017,568.66		10,800.00	4,648,862.56	8,816,573.98	44,329,855.89
1	18,843,343.65			11,928,269.23			4,648,862.56	8,816,573.98	44,237,049.42
2		-7,292.96		89,299.43		10,800.00			92,806.47
3.				5,109,241.02					5,109,241.02
1				5,109,241.02					5,109,241.02
4.	136,888,051.88	30,034,618.28	18,337,225.43	58,430,126.30	30,389,726.90	1,660,608.00	14,440,260.46	32,120,438.91	322,301,056.16
1.									
2.									

3.

18

(1).

	189,612,641.95					189,612,641.95
	176,839,725.90					176,839,725.90
	92,585,558.19					92,585,558.19
	10,335,602.25					10,335,602.25
	2,544,408.27					2,544,408.27
	594,564.68					594,564.68
	472,512,501.24					472,512,501.24

:

(2).

	2,544,408.27					2,544,408.27
	2,544,408.27					2,544,408.27

(3).

(4).

	5,210,130,960.63	5,326,357,779.44	0.00	2025-2029	5.00% 16.78%		0.00% 16.78% 10.47%	
	92,731,104.74	101,092,630.28	0.00	2025-2029	5.00% 0.70%-1.35%		0.00% 1.35% 13.69%	
	300,345,932.58	884,544,100.00	0.00	2025-2029	0.00% 46.67%-47.72%		0.00% 47.19% 11.94%	
	509,296,966.62	942,165,473.42	0.00	2025-2029	0.00% 12.54%-13.81%		0.00% 14.79% 10.61%	
	17,503,949,688.46	19,088,294,518.96	0.00	2025-2029	3.00%-5.00% 14.89%-18.52%		0.00% 18.52% 10.45%	
	23,616,454,653.03	26,342,454,502.10	0.00	/	/	/	/	/

(5).

19

	1,759,710.89		319,947.60		1,439,763.29
	1,089,285.52		59,686.92		1,029,598.60
	21,423.38		9,634.85	1,531.37	10,257.16
	2,870,419.79		389,269.37	1,531.37	2,479,619.05

20

/

(1).

	95,143,107.60	16,009,909.41	180,362,562.43	29,197,555.17
	121,503.83	42,526.34	1,797,830.86	629,240.80
	775,276,550.34	162,619,774.52	800,304,737.41	165,102,946.12
	28,805,636.61	7,385,714.07	31,347,419.08	8,107,410.05
	155,000,000.00	23,250,000.00	455,099,300.00	68,264,895.00
	1,235,074,368.19	214,443,606.96	868,051,948.58	147,137,792.29
			1,505,571.20	376,392.80
	2,289,421,166.57	423,751,531.30	2,338,469,369.56	418,816,232.23

(2).

	20,613,030.60	3,091,954.59	22,015,346.53	3,302,301.98
	2,785,807,777.89	609,974,317.71	2,748,865,915.88	603,639,411.07
	234,791,433.21	58,697,858.30		
	3,041,212,241.70	671,764,130.60	2,770,881,262.41	606,941,713.05

(3).

(4).

		3,824,874.07	23,824,874.07
		367,198.40	68,677,792.00
		92,072.40	92,502,666.07

(5).

2025	55,078,226.70		55,078,226.70	
2026	2,477,898.58		2,477,898.58	
2027	1,189,009.55		1,189,009.55	
2028	9,932,657.17		9,932,657.17	
2029	24,689,406.40			
	93,367,198.40		68,677,792.00	/

21

	173,499,606.58		173,499,606.58	104,479,615.21	104,479,615.21
	173,499,606.58		173,499,606.58	104,479,615.21	104,479,615.21

22 99,606

	275,470,387.79	227,020,566.34
	60,066,976.89	55,438,627.86
	56,933,881.76	79,074,271.15
	12,268,059.17	11,018,733.51
	4,664,759.92	3,935,556.10
	3,790,793.81	6,597,867.82
	3,281,710.58	4,144,353.22
	1,655,356.26	2,863,707.35
	1,103,570.83	1,909,138.22
	12,448.37	15,799.96
	592,832.81	624,841.57
	419,840,778.19	392,643,463.10

(1).

		880,183.16
	54,853,814.65	35,407,183.79
	182,205,315.38	283,400,657.00
	237,059,130.03	318,807,840.79

RI) 154 202

	101,793,354.89	158,714,487.02
	20,352,467.90	20,352,467.90
	20,008,033.64	37,466,088.31
	9,786,884.82	9,190,660.61
	1,489,748.01	1,834,383.76
		27,438,469.17
	462,795.24	983,435.24
	28,312,030.88	27,420,664.99
	182,205,315.38	283,400,657.00

1

	20,352,467.90	
	20,352,467.90	/

5%

31 1

1	1,427,689,411.52	960,003,299.67
1	833,723,694.44	733,476,416.81
1	13,100,130.31	9,556,300.82
1	118,264.56	
	2,274,631,500.83	1,703,036,017.30

32

	2,407,801,388.89	504,440,277.78
	654,351,887.25	641,444,866.84
	34,048,545.36	41,062,935.65
	3,096,201,821.50	1,186,948,080.27



			%										
23	SCP005	100	2.30	2023/8/14	270	500,000,000.00	504,440,277.78		4,043,328.78		508,483,606.56		
24	SCP001	100	2.12	2024/2/27	177	500,000,000.00		499,951,639.35	5,126,229.51	48,360.65	505,126,229.51		
24	SCP002	100	2.13	2024/3/6	268	500,000,000.00		499,925,555.56	7,819,726.03	74,444.44	507,819,726.03		
24	SCP003	100	2.15	2024/3/15	179	400,000,000.00		399,960,767.12	4,217,534.25	39,232.88	404,217,534.25		
24	SCP004	100	1.98	2024/4/12	180	500,000,000.00		499,950,684.93	4,882,191.78	49,315.07	504,882,191.78		
24	SCP005	100	1.87	2024/4/25	245	500,000,000.00		499,931,944.44	6,276,027.40	68,055.56	506,276,027.40		
24	SCP006	100	2.05	2024/8/21	267	500,000,000.00		499,926,849.32	3,758,333.33	73,150.68		503,758,333.33	
24	SCP007	100	2.12	2024/10/18	179	500,000,000.00		499,950,958.90	2,120,000.00	49,041.10		502,120,000.00	
24	SCP008	100	2.05	2024/11/26	268	700,000,000.00		699,897,205.48	1,395,138.89	102,794.52		701,395,138.89	
24	SCP009	100	1.81	2024/12/16	178	700,000,000.00		699,931,726.03	527,916.67	68,273.97		700,527,916.67	
	/	/	/	/	/	5,300,000,000.00	504,440,277.78	4,799,427,331.13	40,166,426.64	572,668.87	2,936,805,315.53	2,407,801,388.89	/

33

(1).

	636,373.48	636,373.48
	2,219,876,276.19	3,545,596,545.73
	3,192,284,070.82	2,654,438,874.99
	1,427,689,411.52	960,003,299.67
	3,985,107,308.97	5,240,668,494.53

2. 10%-2. 85%

2. 15%-3. 06%

5. 70%

34

(1).

21	GN001	512,831,527.92
21	01	200,453,555.56
22	01	820,591,333.33
24	MTN001	508,741,250.00
24	MTN002	504,391,111.11
		833,723,694.44
		733,476,416.81
		1,000,000,000.00
		799,920,000.00

(2).

%

35

	1,502,923.07	2,572,828.46
	37,194,851.14	20,731,662.45
	13,100,130.31	9,556,300.82
	25,597,643.90	13,748,190.09

36

	93,539,055.15	
	10,000,000.00	
	103,539,055.15	

(1).

	93,657,319.71	
	118,264.56	
	93,539,055.15	

(1).

		10,000,000.00		10,000,000.00	
		10,000,000.00		10,000,000.00	/

37

920,326,328.36 496,370,160.82 133,046,886.17 1,-,

	230,275,868.31	71,232,262.47				54,329,426.84	16,902,835.63	284,605,295.15
	-322,872.00	-2,828,270.14				-2,828,270.14		-3,151,142.14
	230,598,740.31	74,060,532.61				57,157,696.98	16,902,835.63	287,756,437.29
	230,275,868.31	71,232,262.47				54,329,426.84	16,902,835.63	284,605,295.15

42

	1,255,001,347.13	62,788,022.57	1,317,789,369.70
	1,255,001,347.13	62,788,022.57	1,317,789,369.70

43

	19,958,609,387.53	19,176,402,269.70
+		
	19,958,609,387.53	19,176,402,269.70
	2,444,813,278.64	3,044,441,957.13
	62,788,022.57	176,600,604.02
	1,100,862,600.21	2,085,634,235.28
	21,239,772,043.39	19,958,609,387.53

44

(1).

	15,541,824,900.18	11,729,396,831.32	14,559,450,169.78	10,580,676,855.45
	313,942,097.81	158,285,233.30	316,352,222.02	129,545,220.41
	15,855,766,997.99	11,887,682,064.62	14,875,802,391.80	10,710,222,075.86

45

	103,967,670.81	95,645,234.44
	46,803,895.62	50,528,409.10
	35,187,877.28	36,520,934.49
	22,371,469.57	19,452,907.31
	16,985,349.67	15,795,425.55
	3,235,148.27	3,674,031.55
	228,551,411.22	221,616,942.44

46

	87,543,807.49	65,932,832.76
	26,027,747.50	25,987,774.88
	14,369,560.55	10,040,623.47
	11,718,463.97	11,812,177.68
	11,714,072.49	12,275,591.06
	11,085,768.70	10,897,891.15
	9,249,445.31	7,167,964.17
	4,959,000.43	7,459,097.42
	4,316,086.93	3,626,384.10
	3,626,854.31	3,899,681.40
	2,614,466.77	1,870,635.63
	11,480,103.20	11,538,087.50
	198,705,377.65	172,508,741.22

47

	118,663,322.30	101,229,585.92
	42,990,642.44	49,449,179.52
	39,330,809.38	36,736,123.07
	26,693,742.17	19,973,109.92
	16,961,398.25	20,310,870.90
	15,531,461.50	18,350,185.99
	14,585,742.57	343,819,925.75
	12,316,086.11	11,943,745.57
	6,793,864.61	7,250,168.92
	6,220,879.07	7,093,989.83
	5,754,108.66	4,549,499.76
	3,916,583.71	4,883,409.30
	3,816,660.74	3,826,689.39
	1,298,456.57	1,272,532.53
	845,883.33	923,075.02
	134,645.82	2,532,941.49
	59,686.92	59,686.92
		38,230,858.83
		4,075,990.42
	27,739,070.50	26,341,495.45
	343,653,044.65	702,853,064.50

48

	175,243,325.64	159,761,761.75
	279,360,413.14	271,563,857.11
	65,221,563.84	60,452,117.67
	8,466,511.49	27,587,630.86
	528,291,814.11	519,365,367.39

49

	350,325,166.99	383,531,878.60
	108,386,730.65	143,312,392.11
	-37,505,161.83	-21,470,810.28
	13,228,791.85	12,787,371.68
	217,662,066.36	231,536,047.89

50

	94,313,809.50	226,756,446.83
	85,732,034.61	63,749,205.56
	69,296,880.26	29,662,613.40
	2,414,787.58	2,110,199.41
	251,757,511.95	322,278,465.20

51

	45,404,853.32	35,441,710.10
	-4,162.37	186,788,443.96
	2,805,156.19	
	-19,312,701.76	
	16,014,135.16	-13,124,596.46
		155,819.12
	44,907,280.54	209,261,376.72

52

	1,174,559.10	-298,978.68
	-14,652,980.46	14,095,937.30

	-14,652,980.46	14,095,937.30
	-13,478,421.36	13,796,958.62

53

	1,725.45	-56,452.65
	20,409,018.15	-14,271,371.18
	236,598.22	-3,114,431.79
	20,647,341.82	-17,442,255.62

54

	-24,663,123.24	-4,781,411.70
	-24,663,123.24	-4,781,411.70

55

-	275,073,851.97	935,050,584.53
	275,073,851.97	935,050,584.53

56

	2,197,132.37	835,213.35	2,197,132.37
	6,139,526.14	15,404,161.64	6,139,526.14
	705,791.71	4,576,608.66	705,791.71
	5,939,765.12	6,000,278.00	5,939,765.12
	14,982,215.34	26,816,261.65	14,982,215.34

57

	4,839,745.46	84,127,641.69	4,839,745.46
	4,839,745.46	84,127,641.69	4,839,745.46
	5,296,249.58	6,085,106.49	5,296,249.58

	409,882.34	1,967,046.30	409,882.34
	6,816,750.33	2,721,673.40	6,816,750.33
	17,362,627.71	94,901,467.88	17,362,627.71

58

(1).

	422,129,587.26	550,840,649.92
	51,534,471.75	-373,159.95
	473,664,059.01	550,467,489.97

(2).

	3,003,085,248.69
/	750,771,312.17
	-228,958,198.12
	-11,236,833.14
	-11,329,391.44
	3,170,101.60
	128,779.08
	-2,915,216.96
	-25,966,494.18
	473,664,059.01

59

41

60

(1).

	78,502,499.96	197,060,376.63
	8,842,689.20	11,412,100.01
	177,429,333.39	107,073,677.24
	590,683,970.32	566,502,846.24
		450,910.07
	855,458,492.87	882,499,910.19

	91,086,017.86	24,225,171.83
	168,320,298.33	258,795,813.14
	5,706,131.92	10,773,826.19
	265,112,448.11	293,794,811.16

(2).

	232,064,445.86	1,534,449,143.53
	3,054,000.00	483,806,000.00
	235,118,445.86	2,018,255,143.53

	984,836,769.93	1,060,358,701.43
	201,775,060.08	134,655,874.27
		480,537,948.00
	1,186,611,830.01	1,675,552,523.70

:

	3,807,225.66	36,462,878.21
	3,807,225.66	36,462,878.21

		34,729,083.08
		34,729,083.08

(3).

	7,889,527,686.18	7,540,000,000.00

	96,422,389.13	
	7,985,950,075.31	7,540,000,000.00

	8,420,000,000.00	5,300,000,000.00
	10,423,998.37	8,567,904.29
	8,430,423,998.37	5,308,567,904.29

	6,246,170,212.34	10,041,519,896.21	8,289,462.61	11,160,811,701.07	395,792.87	5,134,772,077.22
	6,200,671,794.20	2,544,071,250.00		3,331,065,602.89	880,720.82	5,412,796,720.49
	1,533,396,416.81	1,000,000,000.00	327,277.63	700,000,000.00		1,833,723,694.44
	504,440,277.78	4,800,000,000.00	3,361,111.11	2,900,000,000.00		2,407,801,388.89
	35,407,183.79		1,136,637,441.05	1,117,190,810.19		54,853,814.65
			321,750,740.01	321,750,740.01		
		96,422,389.13			2,765,069.42	93,657,319.71
	23,304,490.91		25,817,281.67	10,423,998.37		38,697,774.21
	14,543,390,375.83	18,482,013,535.34	1,496,183,314.08	19,541,242,852.53	4,041,583.11	14,976,302,789.61

61

(1).

1

2,529,421,189.68 3,157,311,174.05

	143,144,627.26	0.0840	12,024,148.69
	7,603,720.66	0.3844	2,922,870.22
	4,753,744.69	1.1635	5,530,981.95
	-	-	1,006,270,061.28
	75,197,303.16	7.1884	540,548,294.01
	36,849,459.89	7.5257	277,317,980.33
	42,136,161.35	0.9260	39,018,085.41
	209,825,719.00	0.0462	9,693,948.22
	6,955,007,045.00	0.0049	34,079,534.52
	7,062,333.72	5.0498	35,663,372.82
	504,975,090.36	0.0840	42,417,907.59
	9,998,510.90	0.3844	3,843,427.59
	80,179,319.02	0.1414	11,337,355.71
	10,614,658.43	1.1635	12,350,155.08
	-	-	10,241,242.27
	505,056.19	7.5257	3,800,901.37
	1,314,355,286.00	0.0049	6,440,340.90
	-	-	57,813,672.06
	5,494,693.69	7.1884	39,498,056.12
	463,201.75	0.9260	428,924.82
	13,485,021.00	0.0462	623,007.98
	216,714.14	7.5257	1,630,925.60
	89,717,737.00	0.0049	439,616.91
	8,638,715.36	0.0840	725,652.09
	8,000.00	0.3844	3,075.20
	100,984,128.15	0.1414	14,279,155.72
	159,224.43	1.1635	185,257.62
	-	-	375,297,500.56
	49,868,783.04	7.5257	375,297,500.56
	-	-	198,562,711.97
	12,123,908.62	7.1884	87,151,504.74
	96,181,190.00	0.0462	4,443,570.96
	5,490,784.21	7.5257	41,321,994.73
	68,666,737.00	0.0049	336,467.01
	1,272,732.83	5.0498	6,427,046.24
	257,428,581.26	0.1414	36,400,401.39
	32,452,727.26	0.0840	2,726,029.09
	49,375,865.97	0.3844	18,980,082.88
	666,622.20	1.1635	775,614.93
	-	-	86,991,510.97
	1,685,885.06	7.1884	12,118,816.14
	12,798,301.97	0.9260	11,851,227.62
	49,931.00	0.0462	2,306.80
	86,612.09	7.5257	651,816.63
	93,201.32	5.0498	470,648.03
	420,481,352.55	0.1414	59,456,063.25
	112,500.00	0.0840	9,450.00
	2,089,542.33	1.1635	2,431,182.50
	-	-	93,657,319.71

	12,444,997.77	7.5257	93,657,319.71
--	---------------	--------	---------------

(2).

63

(1)

57,360,202.99

67,784,201.36 ()

(2)

		:
	4,854,458.95	
	4,854,458.95	

	2,132,052.60	2,182,433.30
	2,132,052.60	
	2,132,052.60	
	2,137,893.84	
	817,773.60	

1

--	--	--

	175,243,325.64	159,761,761.75
	279,360,413.14	271,563,857.11
	65,221,563.84	60,452,117.67
	8,466,511.49	27,587,630.86
	528,291,814.11	519,365,367.39
	528,291,814.11	519,365,367.39

1

2

3

4

5

1

1
(1).

		(%)
525,531.3048	100.00	
109,100.00		100.00
1,500.00		

		146,780.48				75.01
		50.00				100.00
		780.00				60.00
		37.88				99.99
		30,000.00			100.00	
		30,000.00				80.00
		20,000.00			70.00	
		8,000.00			100.00	

(2).

	30.00%	-8,414,145.29		418,959,097.91
	24.99%	79,344,531.62	34,225,056.50	889,435,670.00

E5

	45,743.03	224,213.89	269,956.92	122,888.60	7,415.29	130,303.89	48,917.41	232,207.91	281,125.32	129,626.55	11,107.92	140,734.47
	168,683.14	515,003.31	683,686.45	232,444.47	95,325.34	327,769.81	142,985.15	490,019.92	633,005.07	243,120.10	57,081.97	300,202.07

	78,827.71	-2,804.72	-737.82		17,107.82	87,423.37	6,328.89		8,588.03			21,715.11
	170,188.94	31,750.51	36,809.13		54,680.79	151,979.02	34,007.32		39,545.66			54,098.04

(4).

(5).

2

3

(1).

				(%)		
				20.01		

(2).

	/	/
	9,226,155,324.23	9,718,291,306.65
	4,921,373,332.08	4,844,909,249.20
	14,147,528,656.31	14,563,200,555.85
	7,416,010,748.57	8,096,566,439.26
	812,688,780.49	845,810,808.17
	8,228,699,529.06	8,942,377,247.43
	105,007,533.99	136,682,827.20
	5,813,821,593.26	5,484,140,481.22
	1,163,345,700.81	1,097,376,510.29
	182,192,159.92	355,327,580.02

---	182,192,159.92	355,327,580.02
	1,345,537,860.73	1,452,704,090.31
	9,469,509,027.64	5,521,514,274.38
	223,130,936.93	246,386,884.31
	-14,134,283.55	-1,613,553.23
	208,996,653.38	244,773,331.08

(3).

	/	/

	190,081,302.85	199,017,959.75
---	756,352.84	6,492,162.45

---	756,352.84	6,492,162.45

1

2

							/
	920,326,328.36	496,370,160.82		85,732,034.61	-47,314,851.56	1,283,649,603.01	
	920,326,328.36	496,370,160.82		85,732,034.61	-47,314,851.56	1,283,649,603.01	/

3

	85,732,034.61	63,749,205.56
	94,313,809.50	258,529,259.64
	180,045,844.11	322,278,465.20

1

1

3

4

7

2024 12 31

	1	1	1-3	3	3-5	5	5	
()		5,134,772,077.22						5,134,772,077.22
		16,007,310.47						16,007,310.47
		219,424,200.80						219,424,200.80
		2,642,952,305.98						2,642,952,305.98
		237,059,130.03						237,059,130.03
) (2,274,631,500.83						2,274,631,500.83
		3,062,153,276.14						3,062,153,276.14
()			3,470,107,608.97		514,999,700.00			3,985,107,308.97
			103,539,055.15					103,539,055.15
()			1,000,000,000.00					1,000,000,000.00
			11,095,104.24		12,396,118.62	2,106,421.04		25,597,643.90
		13,586,999,801.47	4,584,741,768.36		527,395,818.62	2,106,421.04		18,701,243,809.49

1

			1,471,635,750.00	1,471,635,750.00
			4,864,840.02	4,864,840.02
			1,476,500,590.02	1,476,500,590.02
		16,007,310.47		16,007,310.47
1.		16,007,310.47		16,007,310.47
		16,007,310.47		16,007,310.47
		16,007,310.47		16,007,310.47

2

3

()

2024 12 31

4

1

				(%)	(%)
			843,477.07	26.99	26.99





678,173.45	4,212,464.84
635,117.20	
624,761.06	469,787.60

		1,097,709.18	1,104,924.78
		366,114.73	366,513.77
QUART LOGISTICS INC.		277,998.58	254,008.80
		250,693.42	234,451.38
H USA W P M C		115,567.45	1,071,566.68
		91,592.38	35,293.15
		47,969.48	47,272.31
		13,056.65	20,557.54
HENSHI EG PT FIBERGLASS FABRICS S. A. E		9,615.16	56,240.86
HENSHI GROUP HUAMEI EG PT FOR NEW COMPOSITE MATERIAL INDUSTR S. A. E			42,882.75
			7,798.17
			4,528.30
			4,128.44

		1,946,812.82	2,284,856.20			1,946,812.82	2,284,856.20			
		930,746.01	867,962.84			930,746.01	867,962.84			
		849,921.36				849,921.36				

(3).

(4).

	10,000,000.00	2023/8/31	2024/2/29	2.40%

2023 8 31 10,000,000.00
2.40% 2023 82,000.00 2024 39,333.33

(5).

			90,402,700.00
			1,403,724,946.76
			305,444,477.00

(6).

	1,360.93	1,872.65

(7).

		1,785,593.02	

6

(1).

	TURKI COMPOSITE MATERIALS TECHNOLOGUR	20,766,595.06	112,215.86	3,521,204.18	3,521.20
		8,263,437.22	2,479.03	12,348,180.34	24,696.36
		6,039,886.64	1,811.97	93,678.00	187.36
		2,746,906.74	824.07	192,810.83	385.62
		2,284,709.80	685.41	993,288.71	1,986.58
	HENGSHI EG PT FIBERGLASS FABRICS S. A. E	476,874.21		944,695.55	16,059.82
		210,210.00	63.06		
		199,430.00	59.83		
		125,112.52	37.53		
		110,786.51	33.24	271,654.26	543.31
	HENGSHI USA COMPAN LIMITED	30,949.73		30,494.64	7,623.66
		30,038.00	9.01		
		26,950.00	8.09		
		10,780.00	3.23		
		10,290.00	3.09		
		4,700.00	1.41		
		681.20	3.88		
		10.00	0.06		
				4,248.70	
	H USA W P M C			632,467.26	85,977.68
				714,573.66	1,429.15
				1,423,148.20	2,846.30
	HENSHI SPAIN NEW MATERIALS S. L.			225,132.05	3,827.24
				35,420.00	70.84
				18,541,520.73	37,083.04
				4,826.90	9.65
		41,338,347.63	118,238.77	39,977,344.01	186,247.81
	QUART LOGISTICS INC.	148,986.78			
		83,114.88			
		3,506.75			
		144.77			
				80,000.00	
				219,700.00	
				4,240.00	
				11,115,900.00	
		235,753.18		11,419,840.00	
		149,553,400.00			
		149,553,400.00			

(2).

--	--	--	--

		103,830,040.23	39,120,692.34
		29,545,599.47	768,113.09
		28,108,349.56	35,543,750.00
	QUART LOGISTICS INC.	12,699,399.68	5,796,439.47
		8,400,307.92	1,478,182.86
	HENGSHI HONG KONG CIA LTDA	592,489.08	
		324,000.00	
		140,000.00	
	HENGSHI EG PT FIBERGLASS FABRICS S. A. E	74,580.66	186,345.27
		54,310.00	1,740.00
		26,000.00	26,000.00
		271.44	1,291.84
	HENSHI GROUP HUAMEI EG PT FOR NEW COMPOSITE MATERIAL INDUSTR S. A. E		69,074.10
			150,668.00
			42,000.00
		183,795,348.04	83,184,296.97
		157,417,586.39	71,991,650.51
	TURKI COMPOSITE MATERIALS TECHNOLOG UR	29,445,104.67	29,029,071.08
	HENGSHI EG PT FIBERGLASS FABRICS S. A. E	22,170,474.86	60,359,042.08
	HENSHI SPAIN NEW MATERIALS S. L.	6,273,757.76	
	HENSHI GROUP HUAMEI EG PT FOR NEW COMPOSITE MATERIAL INDUSTR S. A. E	2,829,037.09	2,267,723.94
		710,697.60	
		78,679.60	
		3,367.05	
			1,635,882.93
			6,303,886.41
			1,046,820.20
			133,290.00
			96,140.00
			25,300.00
		218,928,705.02	172,888,807.15
		20,352,467.90	20,352,467.90
		6,800,000.00	70,000.00
		232,000.00	940,000.00

100,000.00	
80,000.00	
	4,964,861.50
	1,100,000.00
2,556,467.90	27,427,329.40

1

			/			%	/	
		1,333,509,778.33	-19,312,701.76					
/		1,333,509,778.33	-19,312,701.76					/

2024 12

5

6

1
2
3
4

3

(1).

(2).

1
A

	15,479,521,966.15
	62,302,934.03
	15,541,824,900.18

B

	9,615,792,829.62
	5,926,032,070.56
	15,541,824,900.18

	32,137,001,502.78
	7,456,946,066.23
	39,593,947,569.01

C

1

(1).

1		
1		
1	915,646,961.53	1,038,631,288.26
1	915,646,961.53	1,038,631,288.26
1 2	1,167,241.94	1,014,137.54
2 3	1,004,137.54	24,731,564.73
3 4	24,667,132.13	446,947.78
4 5		547,761.63
5	140.04	36,546,369.95
	942,485,613.18	1,101,918,069.89

2024 12 31

25,665,921.62

(2).

		(%)		(%)			(%)		(%)	
	84,189,953.05	8.93	25,228,906.59	29.97	58,961,046.46	403,000,153.53	36.57	59,747,500.00	14.83	343,252,653.53
	858,295,660.13	91.07	437,015.03	0.05	857,858,645.10	698,917,916.36	63.43	3,580,418.82	0.51	695,337,497.54
	858,295,660.13	91.07	437,015.03	0.05	857,858,645.10	698,917,916.36	63.43	3,580,418.82	0.51	695,337,497.54
	942,485,613.18	/	25,665,921.62	/	916,819,691.56	1,101,918,069.89	/	63,327,918.82	/	1,038,590,151.07

%



	209,369,157.34		209,369,157.34	22.21	51,687.92
--	----------------	--	----------------	-------	-----------

2

	649,553,400.00	1,600,000,000.00
	5,941,714,799.23	5,627,134,534.50
	6,591,268,199.23	7,227,134,534.50

(1).

()		
	500,000,000.00	1,600,000,000.00
	149,553,400.00	
	649,553,400.00	1,600,000,000.00

(1).

1		
1		
1	5,941,714,799.23	5,627,134,534.50
1	5,941,714,799.23	5,627,134,534.50
1 2		
2 3		
3 4		
4 5		
5	360.00	360.00
	5,941,715,159.23	5,627,134,894.50

2024 12 31

360.00

(2).

	5,898,000,000.00	5,625,000,000.00
	10,000.00	28,000.00
	43,701,182.12	2,106,534.50

	3,617.11	
	360.00	360.00
	5,941,715,159.23	5,627,134,894.50

(3).

	12	()	()	
2024 1 1		360.00		360.00
2024 1 1				
--				
--				
--				
--				
2024 12 31		360.00		360.00

(4).

	360.00				360.00
	360.00				360.00

(5).

(6).

		(%)		
	3,225,000,000.00	54.28	1	
	1,938,000,000.00	32.62	1	
	440,000,000.00	7.41	1	
	200,000,000.00	3.37	1	
	95,000,000.00	1.60	1	
	5,898,000,000.00	99.28	/	/

	10,215,360,405.59		10,215,360,405.59	10,215,360,405.59	10,215,360,405.59
	1,498,419,645.30		1,498,419,645.30	1,605,851,740.93	1,605,851,740.93
	11,713,780,050.89		11,713,780,050.89	11,821,212,146.52	11,821,212,146.52

(1).

	8,995,170,009.39						8,995,170,009.39
	935,842,075.00						935,842,075.00
	34,348,321.20						34,348,321.20
	250,000,000.00						250,000,000.00
	10,215,360,405.59						10,215,360,405.59

(2).

	1,452,704,090.31			44,648,500.48	-2,828,270.14	566,940.08	149,553,400.00			1,345,537,860.73	
	104,099,975.95			730,287.11			804,000.00			104,026,263.06	
	49,047,674.67			-192,153.16						48,855,521.51	
	1,605,851,740.93			45,186,634.43	-2,828,270.14	566,940.08	150,357,400.00			1,498,419,645.30	
	1,605,851,740.93			45,186,634.43	-2,828,270.14	566,940.08	150,357,400.00			1,498,419,645.30	

4

(1).

	15,106,962,135.46	14,754,552,325.30	13,937,078,438.30	13,594,774,152.74
	119,949,384.84	113,373,416.52	82,294,662.30	76,251,083.16
	15,226,911,520.30	14,867,925,741.82	14,019,373,100.60	13,671,025,235.90

(2).

5

	500,000,000.00	1,600,000,000.00
	45,186,634.43	29,767,389.67
		179,453,482.82
	2,805,156.19	
		155,819.12
	547,991,790.62	1,809,376,691.61

1

	270,229,944.14
	94,313,809.50
	5,340,869.99
	36,784,402.59
	13,178,778.44
	-19,312,701.76
	2,459,333.09
	300,099,300.00
	71,711,667.84
	114,822,448.28
	3,397,157.00
	656,585,798.55

1

1

	300,099,300.00	