JUSHI

# 为美好"纤"行

2022

¡Ú³⅛`asì⁴®©X Ìó–ÿÑ¡Ø² 'w´vì¸ 'wß¥ìNG'wz=~ 1"µ" BlbÌ Cò Ø8

·uŠÃÌíoé{²G€MÊ F&àÌ _Š F&àÌÚÚ+¨µ@lbÌµt'K F†7

;´-Ìy´-Ì#^-

3Ot!3™

lbÅ\Ì„ "ä`s

2025 “ ” “ ”

ESG

“ ” “ ” ESG

“ ‘ ’ ” “ ” ESG

“ ” MSCI ESG BBB A EcoVadis

CSA 30% Wind AA “ ” “ E

” 2025 ESG 100 ESG

“ ” “ ” “ ”

100%

“ + ”

“ ” 5.6 21

“ ”

E

“ ”

“ ” “ ”

“ ”





“ ”

ISO37301

“

” “ ”

“ ”

” “

” “ ”

“ ”

MSCI
ESG RATINGS
A
CCC
B
BB
BBB
A
AA
AAA
RATING ACTION DATE: August 19, 2025
LAST REPORT UPDATE: August 19, 2025

Wind ESG

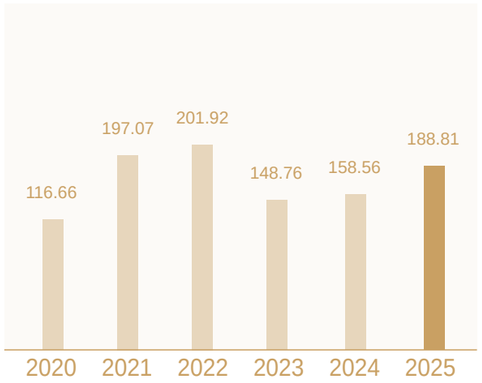


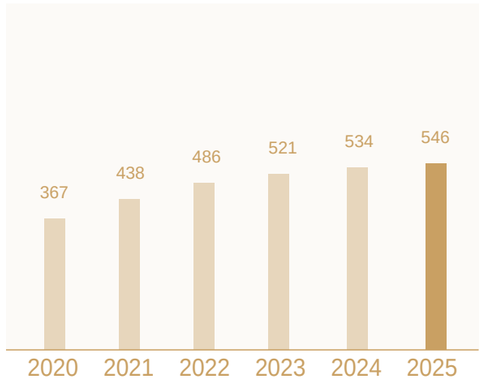


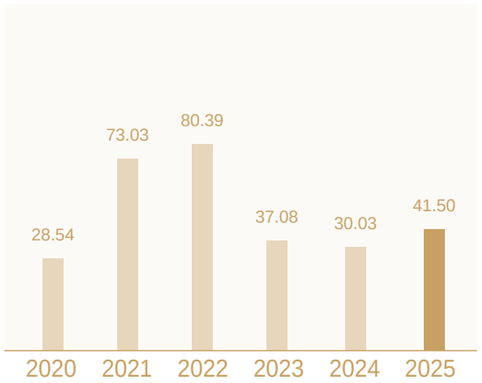


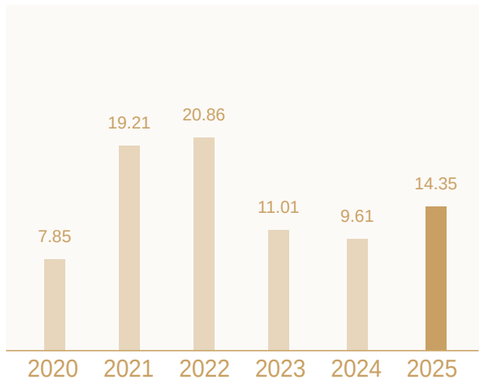


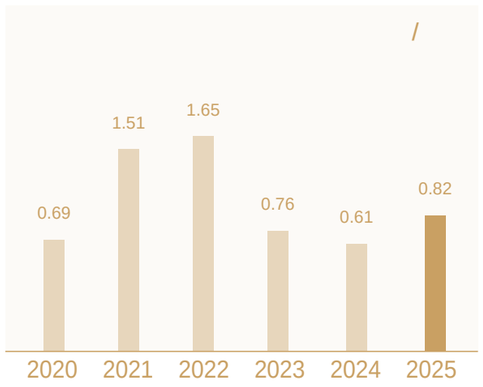


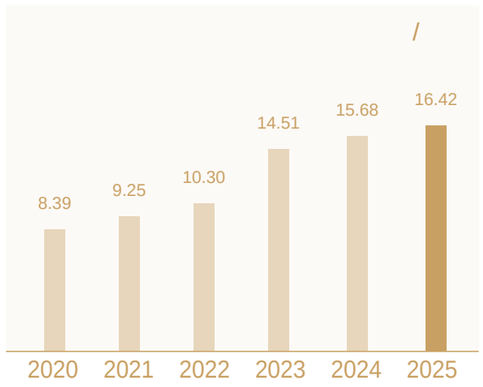


2025

## GOVERNANCE

| | | |
|---|---|---|
| 40% | 3<br>34.96 | A |
| 17.77 | 100% | 22,423<br>100% |

## ENVIRONMENT

| | | |
|---|---|---|
| 100%<br>100% | 1.03 | 3,805<br>2.68 |
| 2.2<br>124<br>/ | 392<br>3.1 | 7.4<br>20 |

## SOCIAL

| | | |
|---|---|---|
| 14,300<br>100% | 98.78%<br>97% | 39<br>4,847 |
| 1,072 | 920 | 980<br>603 |
| | | 97% |

ESG 2025

ESG

**200** **60**

“ ”ESG

“ ”100%

# 01 治理之基

16 和平、正义与强大机构




2025

ESG

ESG ESG “ ”

15%

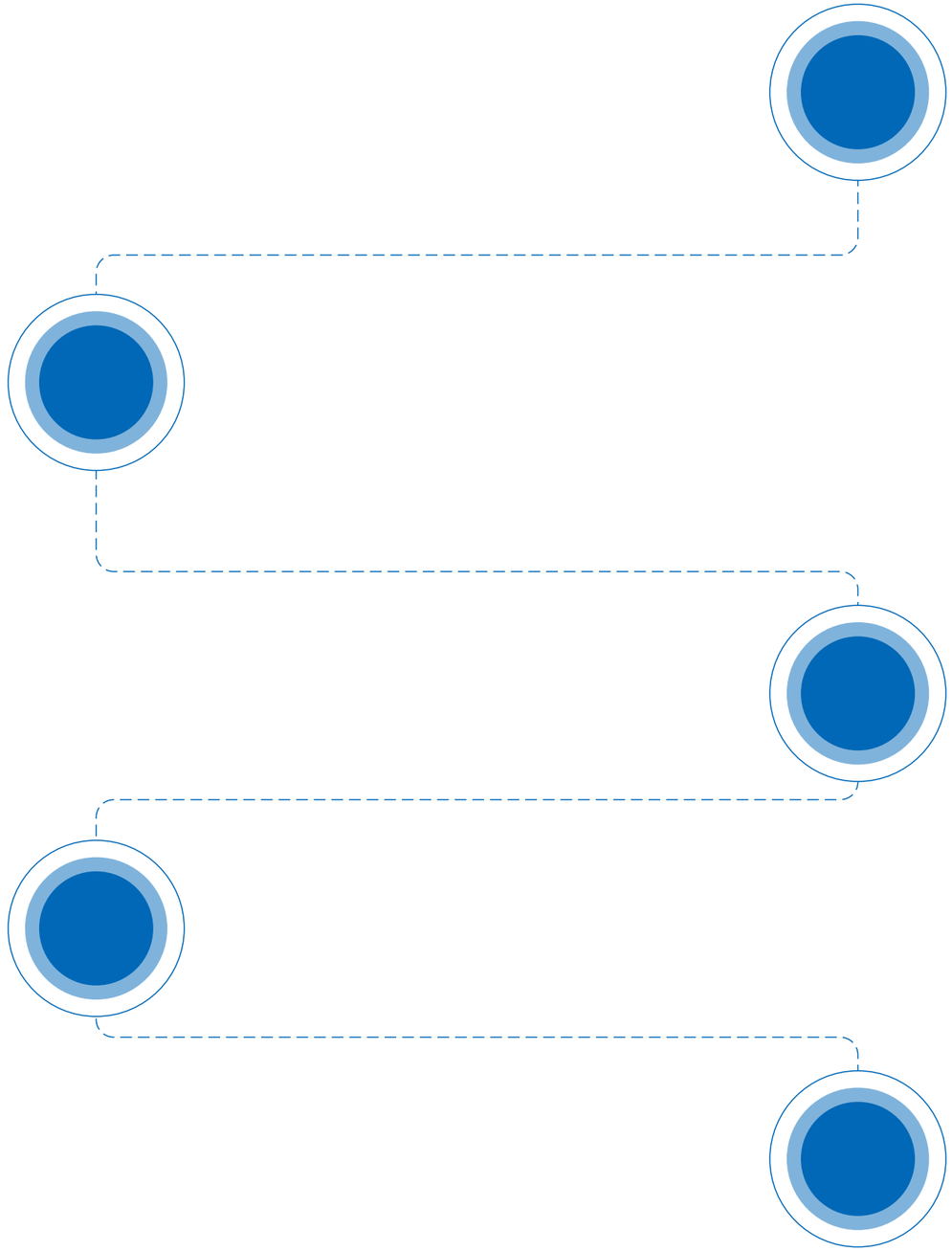

3 9

24

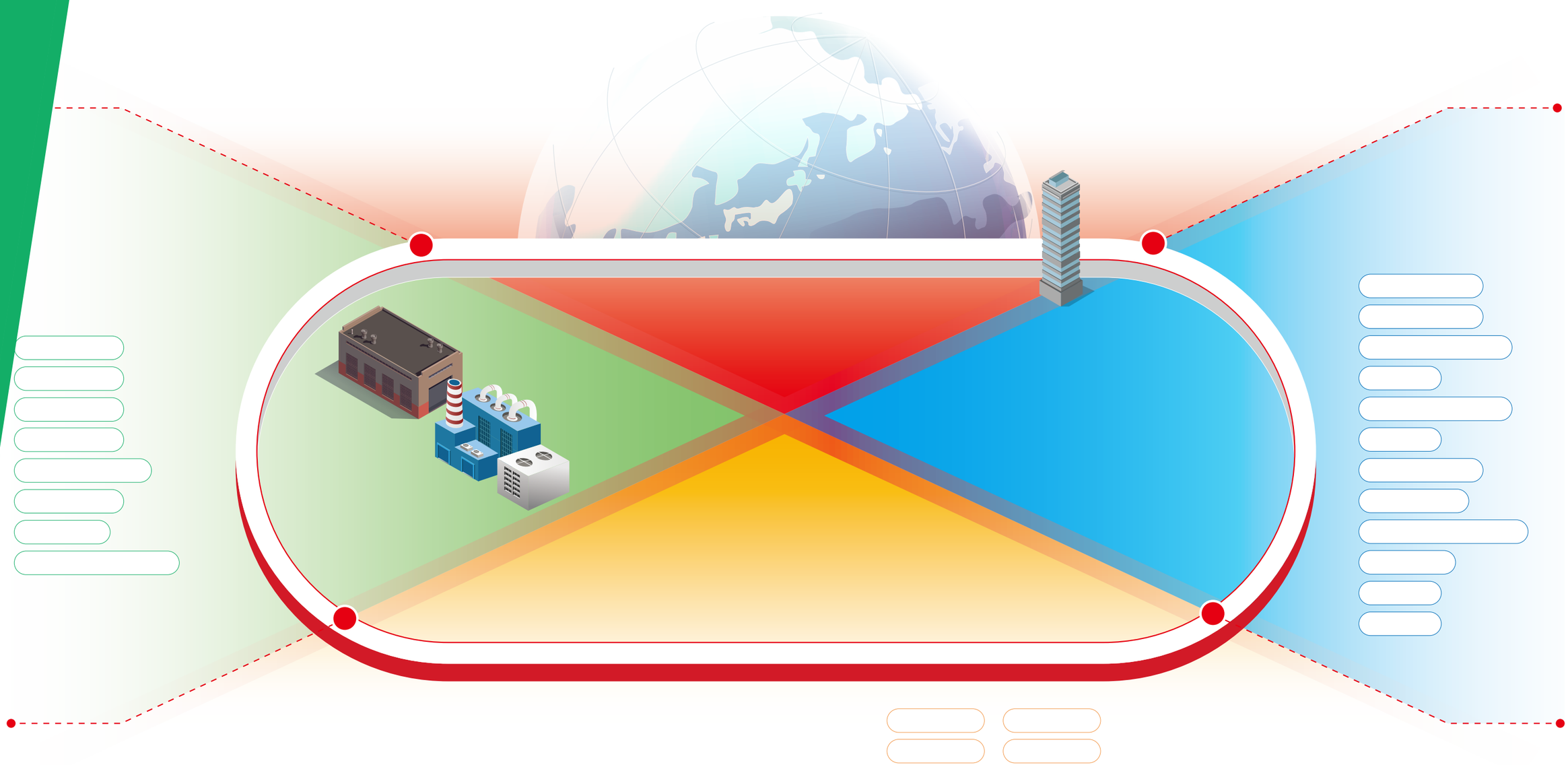

ESG ESG
ESG

/

/

/

G G
G

2025

14 ——

“ ”

2025

21

24

ESG

2025 8,439

“ ”

“ ”

“ ”

“ ”

“ ”

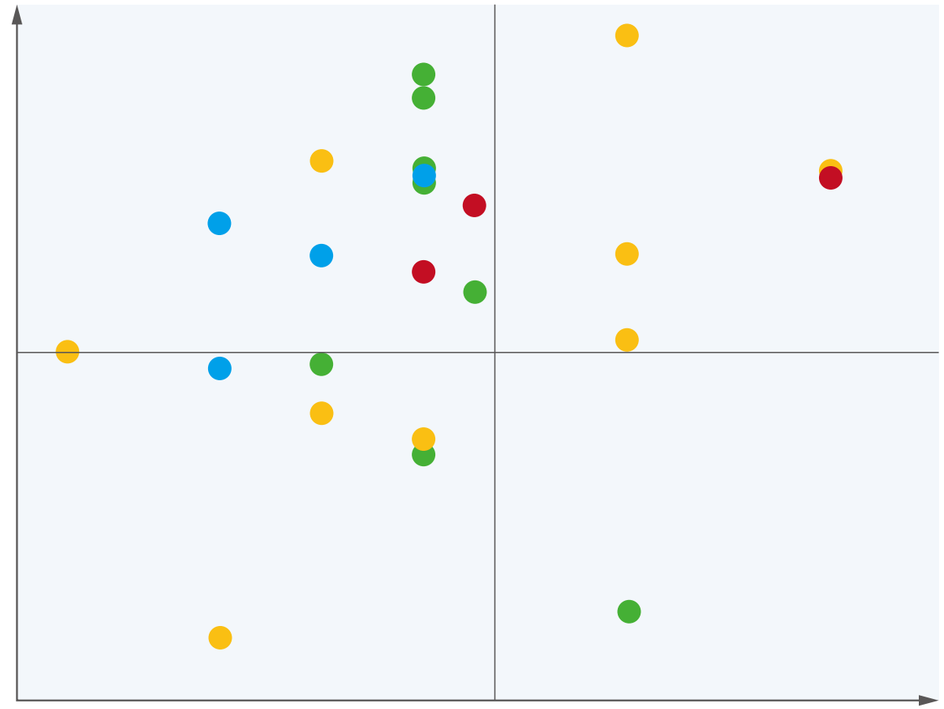

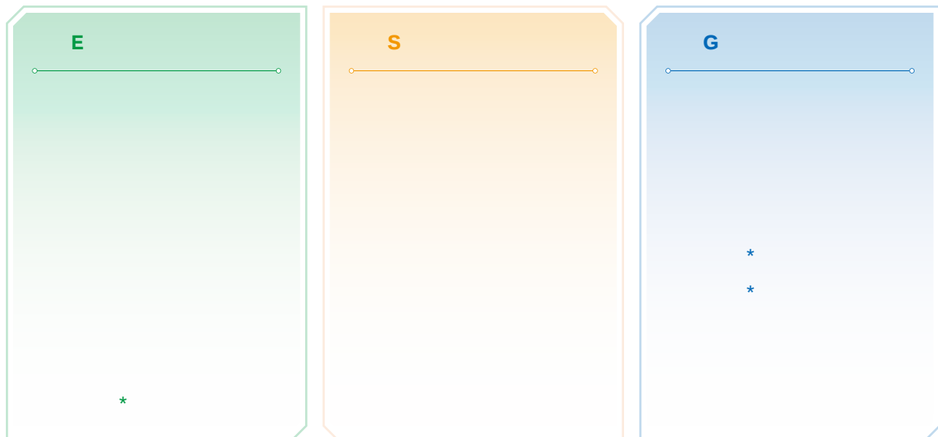


*Ə ə 21

SDGs 2025 DGs ESG

ESG * ESG G

2025

“ ” “

”

“ ”

“ ” “ ”

“ ”

**2025** **22** **124** **62**

2025

3,452.82

618 2024 4.59%

5n5 - Ğ

2025 12 31 9

2 4 3 1/3 1 11.11%

| | | | | | | | |
|---|---|---|---|---|---|---|---|
| | | | | √ | √ | √ | |
| | | | | √ | | √ | |
| | | | | | | √ | |
| *1 | | | | | | √ | ESG |
| | | | | | | | |
| | | | √ | | | | |
| | | | √ | √ | √ | √ | |
| *2 | | | √ | √ | √ | √ | |
| | | | | √ | √ | √ | |

*1 G Hυ

ESG G

*2 Hυ Hυ

Hυ G Hυ

G





2025 “ ”

6 31 18

15 100% 79

2025 20

1

“ ”

E

30 2,000 80 E

4

2023-2027

2023-2025

ISO37301

IOS 37301

ISO 37301

2025 7 1
118
3

3

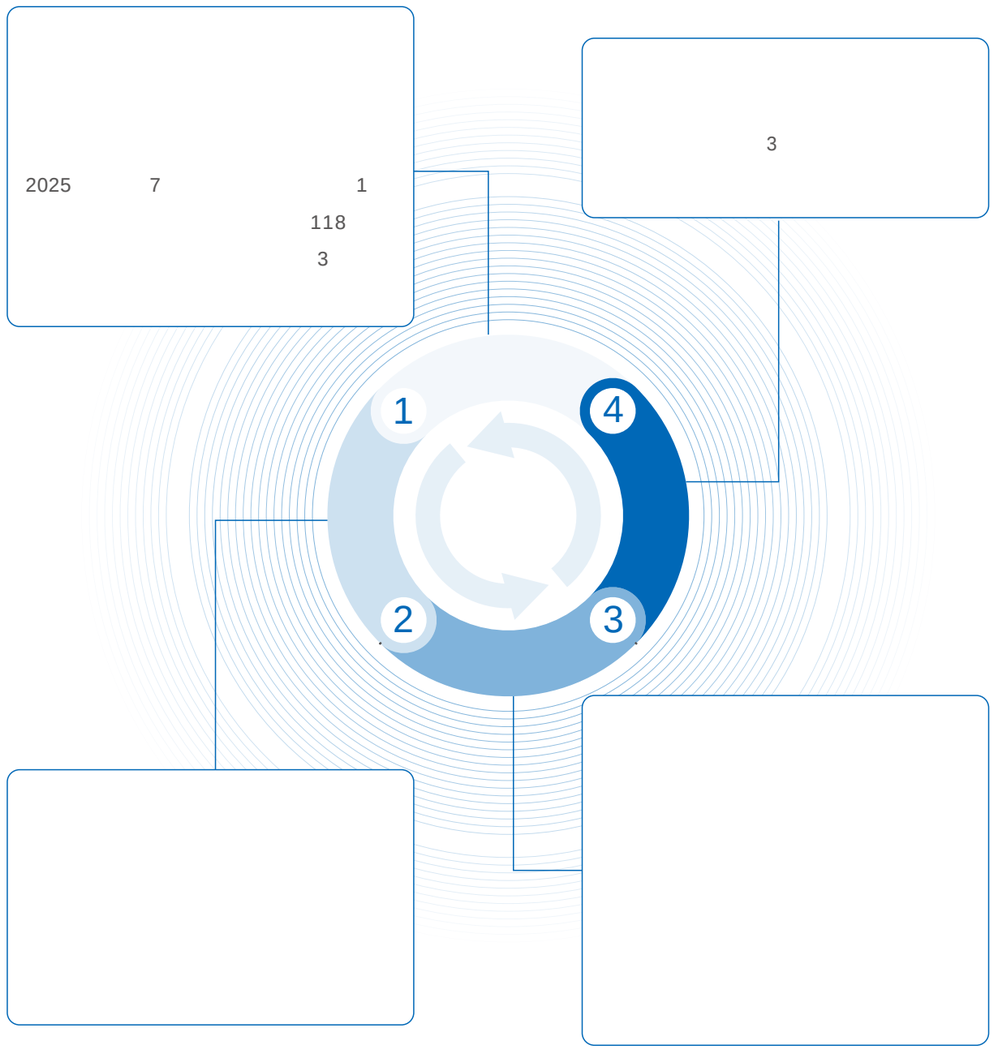






ESG

2025 **26**

2025

5

“

”

6 3

**8** **8**

“ ”

“ ” 100%

“ ” “

”

2025 13

100% 122

100% 22,423

2025

2025

2025

“ ”

“ + ”

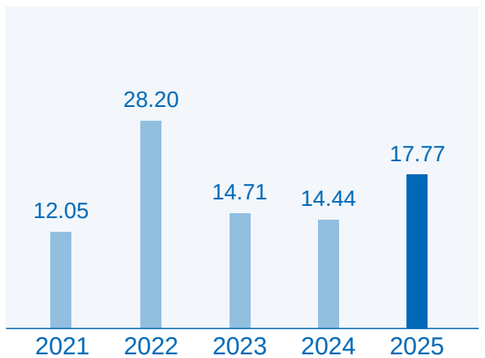


2025 17.77

“ ”

# 02 创新之翼

“ ”

9 工业、创新和基础设施

17
5
11
1
1
1
4
1

“ ”

300

1,380 8 200

“ ”

3,000

300
1,380
8
200

2025 3 4 -6

“ ”

5 15

**3%**

48

79

○ 2025 3 24 -26



○ 2025 4 15 -18




○ 2025 9 16 -18 28

○ 2025 10 24 31

AI

16 “AI+ ”

AI

ESG

AI

“ + ”

“ ”

AI AI

800

AI

○ d AI+ d

○ AI

“ ”

“ ”

2024 “

” 2025 “

”

“ 5G ” 5G

○ Hu Hu

○ 5G

2025 31 18

2025 12

2025 370

“ ”

2025

2023-2025

-

**2025**

AI

“ ” “ ”

# 03 低碳之脉

“ ”

/

134

ESG

/

/ /





EHS

EATNS

2025

1 2

*3 EATNS

2025 E

22,167.48

ISO14001

ISO14001

100%

6

85.7%

“ ”

2025

A

*3 EATNS

15

201 100%

100%

69 100% 0

6

*4

/ / /

35 300

ESG

“ ”

E9

“ ”

100%

2025

60% 35%

1.3

ISO50001 5

71.4%

ISO50001

2025 70

2025

2024

0.47

12.66%

2025 *6

| | 2025 | |
|---|---|---|
| | 2,627,022 | |
| | 2,396,679 | |
| | 2,316,812 | |
| | 79,867 | |
| | 230,343 | |
| | 155,092 | |
| | 127,330 | |
| | 75,251 | |
| | 61,781 | |
| | 35,103 | |
| | 2,662,125 | |
| | 84,708 | |
| | 4,177,884 | |
| *7 | 685 | |
| | 4,263,277 | |
| | 6,925,402 | |
| | 367 | / |
| | 282.92 | / |
| | 392 | |
| | 155,092 | |

*6

*7

2025

97.69%

,

2024

2025

2025 *8

| | 2025 | |
|---|---|---|
| | 7,990,345 | |
| | 4,971,956 | |
| | 3,018,389 | |
| | 424 | / |
| | 2,627,811 | |
| | 2,603,763 | |
| | 24,048 | |
| | 5,362,534 | |
| | 337,343,761 | |
| | 97.69 | % |
| *9 | 0 | |

*8

*9 WRI /

100%

“ ”

| 2030 | | | |
|---|---|---|---|
| / | “ ” | 6.0% | |
| / | “ ” | 29.8% | |
| / | “ ” | 10.3% | |
| / | “ ” | 19.5% | |

A

A

“ + ”

95%

95%

2025 *10

| | 2025 | |
|---|---|---|
| NOx | 690.55 | |
| $SO_2$ | 275.57 | |
| | 30.72 | |
| VOCs | 77.10 | |

*10

95% 71.2% 84.0% 81.7%



MBR

+ABFT GB8978-1996

GB18918-2002 A

2025 *11

| | 2025 | |
|---|---|---|
| | 2,603,763 | |
| | 24,048 | |
| (COD) | 303.06 | |
| (COD) | 0.104 | / |
| | 5.90 | |
| | 0.002 | / |
| | 0.893 | / |

*11

2025

COD

20,000 /

COD 6,240 COD

375

81.4%

2%

2%

100%

40%

100% “ + + + + ”

100% 2%

2025

9,278 35,090

572 1,797

2025 *12

| | 2025 | |
|---|---|---|
| | 1,306 | |
| | 0.07 | / |
| | 64,859 | |
| | 3.48 | / |
| | 64,862 | |
| | 99 | % |
| | 100 | % |

*12

2025

/

100%

2025

“

”

5

3

“

”

“

”





2025

ESG

ESG

ESG

70%

30%

10%

20%

40%

10%

20%

40%

16 7 4

5

| | | *13 |
|---|---|---|
| | | P1 |
| | | P2 |
| | | P3 |
| | | P4 |
| | | P5 |
| | | P6 |
| | | P7 |
| | | T1 |
| | | T2 |
| | | T3 |
| | | T4 |
| | | O1 |
| | | O2 |
| | | O3 |
| | | O4 |
| | | O5 |

*13 (Physical Risk) “ P ” (Transitional Risk) “ T ” (Opportunity) “ O ”





| | | | | | |
|---|---|---|---|---|---|
| P1 | | | | | |
| P2 | | | | | |
| P3 | | | | | |
| P4 | | | | | |
| P5 | | | | | |
| P6 | | | | | |
| P7 | | | | | |
| T1 | | | | | |

| | | | | | |
|---|---|---|---|---|---|
| T2 | | CCUS | | | |
| T3 | | | | | |
| T4 | | | ESG | | ESG |
| O1 | | | | | |
| O2 | | | | | |
| O3 | | / | | | |
| O4 | | | | | |
| O5 | | | / | | |

7

“ ”

2025

1,643.23

1,000

988

17,078

TCFD IPCC

SSP SSP1-2.6 SSP5-8.5

0–5 2030 5–10 2035 10–35 2060



RCP 2.6 / SSP1

RCP 8.5 / SSP5

IEA STEPS “ ”

IEA NZE 2050

T3 “ ” O3 “ ”

2025

2.2
1.45%

SGS

2025 SGS

4 SGS

PCF SGS

4 4

0.54 $CO_2e$ 0.50 $CO_2e$ 0.50 $CO_2e$ 0.66 $CO_2e$

SGS ISO14040:2006 - -
ISO14044:2006 - -
ISO14067:2018 - -
PAS2050:2011

2027 “ ” 2057 “ ”

159 2.95 8.47

20 /

2025

5.13%

2.43%

2025 E6

E7 / 35,000

15,000 100%

2030

2025 20 18

5%

8,552

1.03

2.68

2025

“ ”

392 3.1

7.4 20 12%

2025

233MW

5

40 **2025**

**500** **12.4**

**100**

“ ”

2025 20% 5%-30%

2025 *14

| | 2025 | |
|---|---|---|
| | 2,344,799 | |
| | 1,087,679 | |
| | 1,257,119 | |
| | 124 | / |

*14

“ ” “ ”

| 2025 | 2025 | 2030 |
|---|---|---|
| “ ” | “ ” | “ ” |
| 3.6% | 20.8% | 24.15% |
| 6.8% | 13.7% | 20.31% |
| | 18.7% | |
| 20.0% | | 27.7% |

2025 – 3

89% 6% 5%

2025

| | | | |
|---|---|---|---|
| 1 | | 6,365,898.48 | 89.32% |
| 3 | | 428,824.88 | 6.02% |
| 4 | | 69,826.47 | 0.98% |
| 6 | | 551.61 | 0.01% |
| 7 | | 5,357.52 | 0.08% |
| 9 | | 92,321.61 | 1.30% |
| 10 | *15 | 51,623.33 | 0.72% |
| 12 | | 112,945.46 | 1.58% |
| | | 7,127,349.37 | 100.00% |

*15 2025 10

“ ”

524 500

2025

20

40

425

100%

“ 2025 ” 1,000

阿卜杜勒·拉赫曼
阿卜杜勒·萨布尔
埃比德·马哈茂德
阿里·穆罕默德
侯塞因·哈桑
艾哈迈德·穆罕默德
杰米·格林

# 04 人才之林

“ ”

“ ”

“ ”

3 良好健康与福祉
4 优质教育
5 性别平等
8 体面工作和经济增长
10 减少不平等

1

86

109

27

2025

4.70 5 4.79

“ ”





“ ”

“ ”

100%

“ ”

“ ”

30

158 15

1 3 ( ) 10

100%

“ ”

“

”

98.17%

88.3%

97%

100%

“ ”

14,095

2025

105 18

47 13

4 25

178 21,756

65

3,515

688

4 20 5

“ ” 52.6%

“

”

“ ”

“ ”

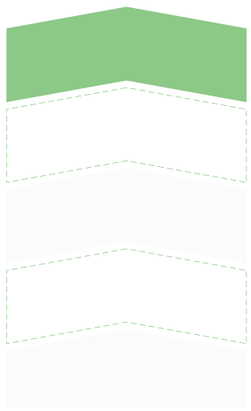

“ ”

“ ”

QC

22

200

“ ” “ ” “ ”

“ ” “ ”

“ ”

“ ”





100 241

/ 14 168

5 100 “ ”

“ ” “ ”

“ + ” “ ”

5

“ ”

“ ” / 9

23

2021-2025

5,000

47%

2025

250

4,086

“ ”

“ ”

“ ”

“ ”

Ώ fi × ā

“ ”

100%

100%

/

1

30%

/ 6 154 ISO45001 7

2025 “ 12345 ”



“ ”

“ ”

“ ”

“ ”

“ ‘ ’ ”

“ 12345 ”

“ ”

“ ”

“ ”

“ ”



2025

100% 13,013

EHS

“ ”

“ ”

“ ”

“ ”

4,846.94

“

” “ ” “ ”

“ ”

“ ” 4

22 AI AI

1 100%

“ ”

202

“

”

“ ”

6,000



59,035

“ ”

| | |
|---|---|
| 103 | 13,669 |

“ 12345 ”

“ ”

“

” “ ”

| | | |
|---|---|---|
| 917 | 162 | 63,401 |

2026 1 18

6

50%

94%

“ ” 4

100%

85%

97%

“

”

”

7

0





“ ”

“ ”

1,358

9,509

314

100%



| | | 2025 | |
|---|---|---|---|
| | | 14,341 | |
| | | 11,816 | |
| | STEM[*16] | 3,011 | |
| | | 2,525 | |
| | STEM | 389 | |
| | STEM | 3,400 | |
| | | 11,788 | |
| | | 2,553 | |
| | | 63 | |
| | | 2 | |
| | | 61 | |
| | [*17] | 3 | |
| | | 635 | |
| | | 51 | |
| | [*18] | 1 | |
| | | 584 | |
| | | 28 | |
| | | 66 | |
| | | 13,643 | |
| | 30 | 3,158 | |
| | 30 50 | 9,501 | |
| | 50 | 1,682 | |
| | | 12,213 | |
| | | 1 | |
| | | 2,127 | |

[*16]

[*17]

[*18] IT





| | | 2025 | |
|---|---|---|---|
| | | 18.14 | % |
| [*19] | | 19.72 | % |
| | 30 | 29.58 | % |
| | 30 50 | 16.74 | % |
| | 50 | 7.02 | % |
| | | 16.43 | % |
| | | 0 | % |
| | | 29.90 | % |
| | | 1.59 | % |
| | | 1.42 | % |
| | | 19.29 | % |
| | 30 | 26.47 | % |
| [*20] | 30 50 | 14.80 | % |
| | 50 | 6.48 | % |
| | | 14.04 | % |
| | | 0 | % |
| | | 29.90 | % |
| | | 1.59 | % |
| | | 1.42 | % |
| | | 17.16 | % |
| | | 3,515 | |
| | | 2,818 | |
| | | 697 | |
| 30 | | 1,563 | |
| 30 50 | | 1,951 | |
| 50 | | 1 | |
| | | 0 | |
| | | 0 | |
| | | 3,515 | |
| | | 2,892 | |
| | | 623 | |
| | | 688 | |
| | | 16.37 | % |

[*19] /

[*20]

1,329

100%

“ ” “ ” 1.8‰ 1.5‰ 1‰

| | 2025 | |
|---|---|---|
| | 100.00 | % |
| | 100.00 | % |
| | 100.00 | % |
| | 76.19 | % |
| | 96.22 | % |
| | 100.00 | % |
| | 100.00 | % |
| | 100.00 | % |
| | 48.97 | % |

2026

“ 12350 ”

RoHS REACH

SAP OA MES SCADA LIMIS

DFMEA PFMEA CP

PPAP ISO9001

ISO14001 ISO45001 ISO5001 ISO10012 ISO7025 GB/T23001 GB/T29490

ISO9001 IATF16949





“ ” “ 555 ”

QC

SOP

2025 “ ”, “ ” “

” “ ”

294

2025 “ ”

2025 106 120

UL SGS Interteck TÜV DNV LR ABS FDA BKI ACS
KTW CCS

“ ”

0

12

45

100

## 31

“ ” 31 1,000

ESG

ESG

31

30

PD 20

ESG

ESG

“ ” “ ”

ESG

**2025**

ERP MES SSO

IT

5

9-11

| 8 | 16 | 100% |
|---|---|---|





| 16 / | 1 / | 4 / | 1 / |
|---|---|---|---|

/ /

- 21 100%
- 0.039 / 0.001 /
- 0.005 / 0.003 /
- 100%

“ ” “ ” “ ”

SOP

“ — ”

“

+ ”

PIR

**35** **87.5**

SRM “ ” “ ”

OA SAP

“ ”

ESG

8

/ /

20

| | | |
|---|---|---|
| 920 | 22 | D |

7

6 21

“ 1+N ”





SRM 12

| | |
|---|---|
| 100% | 80% |

20

**920** **705**

**76.63%**

à

б

“

” “ ” “ ” “ ”

(A)

C

D

(A)

•p

## “ ”

10

2007 6

2,300 456

10 18 2,300 456





## AED

AED

30

“ ”

“

” AED

100

2025

1

1 20 10

## “ ”

2025 “ ”

100 10 10

“ ” 50

“ ” “ ”

“ ” “ ”

2,000

2025

230 9 cc

9 cc

34 cc

2025

“ ”

60

“ ”

4

10 9

36 40

4,612 6

20.9

95%

“ ”

“ ” “

”

“ ”

“ + ”

“ ”

“ ” 12

“ ”

2,000

3,000

2025

9

250

“ ”

8
157
3.8
9.6

13
11.9
3,200

” “ ”

“ ”

“ ” “

300
600
90%

“ ” “ Winter Gala ” “ ”

22
3
48
550
300
2.4

“ ”

TÜVRheinland®
Precisely Right.

# AíIÌ*¢i ’æ5 o

o

o

## ÌM¸o

R°R41 6.o <vo 6 eO k"÷ o 5..¶%ıR°R4 oo¸ioØ¯%Æ1 #W Jo¸J Hïp!R°R4p"1 p!1 °p¤'ÖÇ%üçFòÖ ü6 eO k"÷o J Hïp!,%üçFò p"1 p! k"÷p"E (Ó1Wc *ł u o¯o˜o÷sî2 Mì"—+T1⁄#Io J Hïp!1⁄#I p¤ YA°l˚J+ 4, * i <1⁄#I 1“f1 ,%üçFò &’ oõ˜o¯ł·s o oō˜o¯«s˙ o˜6 o˜4åPò oō˜o¯«s˙ oõ˜6 o˜o4äo E "î2 Mì"—+T à /n < o‡

## OM\$o

,%üçFò ˜\ \" "î2 Mì"—+T1⁄#IE ¯( ä'É9%# _ D’1⁄#I ¯! E "î2 Mì"—+T à‘n45e¯ 2˘1⁄o O 6 H! S<* # Mó1£6 4GE à‘n# 4o2mE 2ƒ ä4.2 1⁄#IN 3fl<@I < o‡

oo¸ioØ°R4Æ "î2 Mì à‘n* i <:!§o 5.&’J%# oÜ¤æâ´oÜ¤ØÖ¤‡o˜o°ø˜ò¯ÀŠõ\ò¸ò˜Ò¤Ì RKœ ^˘ [E o -u /i* oo¸ioØ°R4 gC OK _R.¶# X^* ! <1 º E * i 6 ! _t.’A°l˚/&# k:b/&" ! o -u "` ,%üçFò E 1⁄#I ¯( < 6+: * i gxEíD0 v( E÷ "î2 Mì/&Z›g FäZ¯# * i M¸i E %Æe 1fWK < R°R4E OK\"5. 2m * i "NZ› ä'ÉM¥* E * i ,ä[R Ds1fWKA°l˚* i ,ä[o -u*ł "î2 Mì"—+T1⁄#I Y øA°l˚# k:bE OK !#4‹ < o‡

## *¢i 7 ˙o

oo¸ioØ°R4 2mod¤Ôoo¤p p p p oÔo¤oo¸oo¸p p 7 ‡¯oäÔÂÇG o˜o˚o¤Ô¤o˜o^o^o^o¤ææ‡¤p o˘,%üçFò _ 1ŁE Ax* MŁ4G 2 7 o "`XÅ6+"ï5 , E eC.To "Éu f]\!! * /& à‘n o " 1º * \'/&Z^ / ; !(EÉ÷r4,"` ; * \'/&.p#Ì ; g˝eh 69_Fo oÜ¤åoäÉ÷rE Z›g J C JH o 2 Kz & oÀ¯# ,-¥JHMƒ^ÚWK* i <o‡

## *¢i EïE o

* i 4ç&’ 9 ,%üçFò J C +A# r;ç Zäk"÷î2 Mì"—+T à‘n MŁ4GE !(EÉ÷r4,2˘ A°l˚E * i X`?,o v R" 1°o! * 6äu Z^ /"î2 Mì"—+T 1⁄#I # 1“f1 _t.’ oÔ¤Ô˜o^o^o¤ooÔ¤ô^o˛o * i " ! o " 1º" *,/& ;* \'/& ; %Ý /&# .p#Ì/&o E I -¥ o"* 6äuZ^ / Ax* MŁ4G à‘nE "îf_/&# \'˛ <o‡

## *¢i ˙! o

! * i ¯! o " 1º1⁄#I7E6µ¯! 1 7 ¯o D’ * i ,ä[o! o‡

- x gC 1⁄#I Z›M^M˘ C"î2 Mì"—+T1⁄#I7 ¯ Do‡
- x %ü ea%üC(ÓC r %üõ 5ó[|+dWKH= \" œE 2 *ß0 XÀD o‡
- x <vZÀ7 £5 1? C - k"÷PØ. E—J 2 . J+ o˜ö"öp%p%2 Mì"—+T1⁄#Io ZÔWKo Do‡
- x C - k"÷PØ. E—J 2 "VJ+ o¨"öp%p%"î2 Mì"—+T1⁄#IN !5o o¯oˆo¯söé6 íZ¡o Do‡
- x COS# %üî2 Mì"—+TEí7 Do»oæ×oöp o…
- x =(*£; R77J RKœ 77J 1⁄#I7 ¯ o‡
- x oÔ¤Ô˜o^o^o¤Ô¤! o "ro " *,/& ;* \'/& ;%Ý /&# .p#Ì/& o‡

## *¢i 4”;Ö

1 ºE * i <:!§# I - " 1º o! o‡

- x díZÆJ C +Æ¤C Xâ# Z^ / ^˘S$ "î2 Mì"—+TJ C E rd- <@I ;KœM#Þ _ç 2ƒ!5 < o‡
- x Z¾\ \" "î2 Mì"—+T1fWK+Afß rd- „#Wo ä¤C Xâ f]\!! à‘n1⁄#I RKœ o " 1º Ax* MŁ4Ço2m# f]\!! * /& à‘n E 45e¯;4s# # 1⁄#I o -uZ^ /e¯%Æ+Afa4o2m4s# <@I o‡





TÜVRheinland®
Precisely Right.

- ˛
- ˛
- ˛
- ˛
- ˛
- ˛

## +AeQ/(o

˛

˛

˛

˛ ˛

˛

## *¢i MÔ¤»o

- ˛
- ß
- ş ˛
- ˛

˛

## *œoµoµo¥o⁄o⁄o⁄¤ø¤˜" ! E _v.«I -§

" *”/(o# ˛ ˛ ˛ ˛ ˛ ˛ ˛ ˛

˛

* \)/(o# ˛

˛ ˛ ˛ ˛

%ß¾ /(o# ˛

˛ ˛ ˛

˛ ˛

˛ ˛

.r#¸/(o# ˛

˛

˛

## Az* MŒ4I ã‘p1‹f3o

TÜVRheinland®
Precisely Right.

- 」
- 」 」
」

」

AA1000
Licensed Report
000-555/V3-OO8EE



TÜVRheinland®
Precisely Right.

| | |
|---|---|
| | |
| | |
| | |
| | |
| | |
| | |
| | |
| | |
| | |
| | |
| | |
| | |
| | |
| | |
| | |
| | |
| | |
| | |
| | |